

Event: #1 Club Eights Men

Status: Official

Place	Entry	Raw Time	Bow	Penalties/HC	Adjusted	%
1	Molesey Boat Club	11:40.451	9		11:40.451	
2	✓ BMA Boat Club	11:45.886	5		11:45.886	0.78
3	✓ Northeastern University R.A.	11:46.484	33		11:46.484	0.86
4	✓ ASR Nereus	11:51.245	27		11:51.245	1.54
5	✓ Fat Cat Rowing Club	11:51.370	3		11:51.370	1.56
6	Milwaukee Rowing Club	11:53.266	12		11:53.266	1.83
7	Drummoyne Rowing Club	11:53.511	1		11:53.511	1.86
8	Potomac Boat Club	11:58.757	6		11:58.757	2.61
9	ZOG Rowing Club	12:04.525	8		12:04.525	3.44
10	Mercantile Rowing Club	12:06.383	36		12:06.383	3.7
11	Bantam Boat Club	12:07.251	46		12:07.251	3.83
12	Community Rowing, Inc.	12:08.057	40		12:08.057	3.94
13	Lincoln Park Men's Crew	12:09.524	13		12:09.524	4.15
14	Deer Park Rowing Club	12:10.519	34		12:10.519	4.29
15	Florida Institute of Technology - Men	12:11.162	38		12:11.162	4.38
16	Clemson University RA	12:13.670	15		12:13.670	4.74
17	Marin Boat Club	12:14.450	7		12:14.450	4.85
18	Charlottesville Postal Workers RC	12:15.182	10		12:15.182	4.96
19	Washington University, St. Louis	12:15.341	16		12:15.341	4.98
20	U.S. Coast Guard Academy-Men	12:17.344	14		12:17.344	5.27
21	Wesleyan University- Men	12:19.284	31		12:19.284	5.54
22	Black Sheep Rowing Club	12:21.070	4		12:21.070	5.8
23	Mystic Valley Rowing Assn.	12:25.562	18		12:25.562	6.44
24	Hawk Rowing	12:27.651	30		12:27.651	6.74
25	Edinburgh Univ. Boat Club	12:27.769	24		12:27.769	6.76
26	Wheaton College	12:27.919	44		12:27.919	6.78
27	Garda Siochana Boat Club	12:30.012	11		12:30.012	7.08
28	Yale Old Fellows Rowing Assn.	12:37.711	17		12:37.711	8.17
29	Star & Crescent Boat Club	12:38.498	26		12:38.498	8.29
30	Athlone Boat Club	12:47.788	32		12:47.788	9.61
31	Abingdon School Boat Club	12:49.834	45		12:49.834	9.91

32	Detroit Boat Club	12:50.468	42		12:50.468	10
33	Austin Rowing Club	12:51.943	48		12:51.943	10.21
34	Akzo Nobel	12:55.351	28		12:55.351	10.69
35	Fairfield Rowing Club	12:59.227	21		12:59.227	11.25
36	UMass Amherst - Men	12:59.938	47		12:59.938	11.35
37	Hild Bede Boat Club	13:00.254	22		13:00.254	11.39
38	Penn State University	13:00.693	29		13:00.693	11.46
39	MIT Boat Club	13:06.016	20		13:06.016	12.22
40	Blue Blades RC	13:06.134	23		13:06.134	12.23
41	Free Radical Rowing Club	13:06.752	49		13:06.752	12.32
42	Massachusetts Maritime-Men	13:10.874	19		13:10.874	12.91
43	Univ. at Albany RC	13:19.082	41		13:19.082	14.08
44	Durham Rowing Club	12:23.353	43	+01:00 9I60(1)	13:23.353	14.69
45	D.C. Strokes Rowing Club	13:33.697	25		13:33.697	16.17
46	Merrimack River Rowing Assn.	13:45.312	37		13:45.312	17.83
47	Empire State Rowing Assn	13:21.738	50	+01:00 12B(2)15B(2)13B(2)	14:21.738	23.03
48	MIT Sloan Crew	14:50.248	39		14:50.248	27.1
49	Manhattan College	15:07.509	35		15:07.509	29.56
-	Harvard University		2		Disqualified	

2004-12-01 09:58



Event: #2 Club Eights Women

Status: Official

Place	Entry	Raw Time	Bow	Penalties/HC	Adjusted	%
1	✓ Lake Washington Rowing Club	13:03.898	21		13:03.898	
2	✓ Univ. of Tennessee - Women	13:11.031	1		13:11.031	0.91
3	~ Lake Union Crew	13:20.295	12		13:20.295	2.09
4	✓ Mercantile Rowing Club	13:23.182	26		13:23.182	2.46
5	Cascade Rowing	13:34.156	22		13:34.156	3.86
6	Community Rowing, Inc.- Youth Program	13:40.510	31		13:40.510	4.67
7	Three Rivers Rowing Assn.	13:42.075	23		13:42.075	4.87
8	Radcliffe Association of Rowing Alumnae	13:45.830	9		13:45.830	5.35
9	Minneapolis Rowing Club	13:46.058	2		13:46.058	5.38
10	Boston Masters' Women	13:49.742	4		13:49.742	5.85
11	BMA Boat Club	13:50.896	7		13:50.896	6
12	Alexandria Crew Boosters	13:51.720	28		13:51.720	6.1
13	Ann Arbor Rowing Club	13:59.859	6		13:59.859	7.14
14	Picnic Point Rowing Club	14:01.681	5		14:01.681	7.37
15	Rusty Riggers	14:08.084	15		14:08.084	8.19
16	Full Fare Boat Club	14:09.652	29		14:09.652	8.39
17	DeWolfe Rowing Club	14:10.603	10		14:10.603	8.51
18	Edinburgh Univ. Boat Club	14:10.861	20		14:10.861	8.54
19	Gentle Giant Rowing	14:10.878	34		14:10.878	8.54
20	Onota Lake Rowing Assn.	13:53.140	8	+00:20 13B(2)	14:13.140	8.83
21	George Mason University	14:23.658	18		14:23.658	10.17
22	Bair Island Aquatic Center	14:27.972	14		14:27.972	10.73
23	Marquette University	14:28.779	36		14:28.779	10.83
24	Lincoln Park Women's Crew	14:30.105	24		14:30.105	11
25	Simon Fraser Univ.	13:45.646	33	+00:50 12B(2)12I30(1)	14:35.646	11.7
26	U.S. Coast Guard Academy- Women	14:36.565	13		14:36.565	11.82
27	Peterborough Rowing Club	14:41.065	35		14:41.065	12.4
28	College of Charleston Crew	14:42.168	30		14:42.168	12.54
29	Lehigh University - women	14:42.944	11	+00:10 11B(1)	14:52.944	13.91

30	Tufts University	15:07.992	16		15:07.992	15.83
31	Denison University Crew Club	15:21.427	27	+00:10 11B(1)	15:31.427	18.82
32	Amherst College Rowing Assn.	15:34.205	25		15:34.205	19.17
33	UMass Lowell	15:36.565	19		15:36.565	19.48
34	Iona College Crew	15:45.032	32		15:45.032	20.56
35	Middlebury College Alumni Rowing Assoc.	16:16.021	37		16:16.021	24.51
36	Hild Bede Boat Club	16:37.290	17		16:37.290	27.22
-	Univ. of Iowa-Women		3		Disqualified	

2004-12-01 10:00



Event: #3 Club Fours Men

Status: Official

Place	Entry	Raw Time	Bow	Penalties/HC	Adjusted	%
1	✓ Bosporos BC	12:50.906	17		12:50.906	
2	✓ Union Boat Club	12:58.774	1		12:58.774	1.02
3	✓ Portland Boat Club	13:20.039	18		13:20.039	3.78
4	✓ U.S. Merchant Marine Academy	13:22.010	13		13:22.010	4.03
5	✓ ASR Nereus	13:24.569	25		13:24.569	4.37
6	Carnegie Mellon University	13:25.325	38		13:25.325	4.46
7	Occoquan Boat Club	13:27.347	26		13:27.347	4.73
8	Harvard Business School Boat Club	13:28.007	10		13:28.007	4.81
9	Pocock Rowing Center	13:28.134	4		13:28.134	4.83
10	Nereid Boat Club	13:33.911	16		13:33.911	5.58
11	Duquesne University	13:46.448	9		13:46.448	7.2
12	New York Maritime College	13:46.534	6		13:46.534	7.22
13	Univ. of St. Thomas	13:47.105	40		13:47.105	7.29
14	Belmont Hill School	13:54.023	8		13:54.023	8.19
15	Capital Rowing Club	13:57.215	11		13:57.215	8.6
16	Rocky Mountain Rowing Club	13:58.490	7		13:58.490	8.77
17	Univ. of Miami RC	14:01.544	22		14:01.544	9.16
18	Los Angeles Rowing Club	14:02.990	35		14:02.990	9.35
19	Saints Rowing Club	14:03.807	12		14:03.807	9.46
20	Wildcat Rowing Assoc.	14:06.084	27		14:06.084	9.75
21	Carleton Univ. Rowing Team	14:08.990	31		14:08.990	10.13
22	Univ. of Chicago	14:09.740	5		14:09.740	10.23
23	Passaic River Rowing Association	14:12.390	28		14:12.390	10.57
24	Univ. of Maryland, College Park	14:12.604	29		14:12.604	10.6
25	Middlebury College	14:14.504	43		14:14.504	10.84
26	Connecticut College	14:18.144	33		14:18.144	11.32
27	Garda Siochana Boat Club	14:18.403	19		14:18.403	11.35
28	Emory University	14:21.269	21		14:21.269	11.72
29	Baltimore Rowing Club	14:23.822	42		14:23.822	12.05
30	N.C. State University	14:32.412	23		14:32.412	13.17
31	University of Georgia Rowing	13:32.893	24	+01:00 12160(1)	14:32.893	13.23
32	Roger Williams University	14:34.536	32		14:34.536	13.44
33	Boston College Crew - Men	14:39.865	36		14:39.865	14.13

34	Williams College Boat Club	14:48.290	14		14:48.290	15.23
35	Beaver Boat Club	14:52.136	15		14:52.136	15.73
36	Brandeis University	14:55.777	30		14:55.777	16.2
37	Duluth Rowing Club	14:58.607	37		14:58.607	16.57
38	Miami Beach Rowing Club	15:07.347	41		15:07.347	17.7
39	Univ. of Pittsburgh	15:17.487	2		15:17.487	19.01
40	Hofstra University Crew Club	15:19.519	34		15:19.519	19.28
41	Cazenovia College	15:22.287	20		15:22.287	19.64
42	Black Prince Boat Club	16:10.140	3		16:10.140	25.84
43	Mandela Town Hall Health Spot	17:08.524	39		17:08.524	33.42

2004-12-01 10:00



Event: #4 Club Fours Women

Status: Official

Place	Entry	Raw Time	Bow	Penalties/HC	Adjusted	%
1	✓ Univ. of Tulsa - Women	14:29.935	7		14:29.935	
2	✓ Bowdoin College	14:41.791	22		14:41.791	1.36
3	✓ Nat'l Univ. of Ireland Galway	14:44.558	13		14:44.558	1.68
4	✓ Capital Rowing Club	14:45.485	3		14:45.485	1.79
5	✓ Univ. of Oregon	14:45.537	40		14:45.537	1.79
6	Ottawa Rowing Club	14:46.105	1		14:46.105	1.86
7	KU Crew	14:51.844	8		14:51.844	2.52
8	Bryn Mawr College	14:55.014	38		14:55.014	2.88
9	Saugatuck Rowing Club	14:55.019	2		14:55.019	2.88
10	Wheaton College	15:05.331	5		15:05.331	4.07
11	Loyola College - Women	15:07.060	4		15:07.060	4.27
12	City of Tempe Parks and Rec.	15:07.696	11		15:07.696	4.34
13	Hanlan Boat Club	15:09.400	29		15:09.400	4.54
14	Maine Rowing Assn.	15:16.424	30		15:16.424	5.34
15	Long Beach Rowing Assn.	15:17.288	10		15:17.288	5.44
16	Rice University Rowing Club	15:18.350	41		15:18.350	5.57
17	Univ. of St. Thomas	15:21.844	9		15:21.844	5.97
18	Hiawatha Island Boat Club	15:31.288	15		15:31.288	7.05
19	Stony Brook University	15:32.033	36		15:32.033	7.14
20	Franklin Pierce College	15:32.420	14		15:32.420	7.18
21	Johns Hopkins University - Women	15:34.965	27		15:34.965	7.48
22	Univ. of Tennessee - Women	15:35.078	35		15:35.078	7.49
23	Anacostia Community Boathouse Assoc.	15:38.369	24		15:38.369	7.87
24	Chicago Rowing Center	15:40.471	34		15:40.471	8.11
25	Clark University	15:46.593	39		15:46.593	8.81
26	Massachusetts Maritime-Women	15:58.848	19		15:58.848	10.22
27	Black Prince Boat Club	16:04.702	21		16:04.702	10.89
28	Kings Point Alumni RC	16:16.648	42		16:16.648	12.27
29	Cazenovia Rowing Club	16:19.085	16		16:19.085	12.55
30	Community Rowing, Inc.	15:25.836	17	+01:00 8I60(1)	16:25.836	13.32
31	Lesley University	16:27.156	20		16:27.156	13.47
32	Xavier University Crew	16:36.897	12		16:36.897	14.59
33	Chicago Crew	16:49.220	28		16:49.220	16.01
34	Case Western Reserve University	15:55.639	32	+01:00 12I60(1)	16:55.639	16.75
35	Minnesota Boat Club	16:28.984	31	+00:30 12I30(1)	16:58.984	17.13
36	Davidson College	16:59.283	37		16:59.283	17.17

37	Willamette Rowing Club	16:10.382	33	+01:00 16I60(1)	17:10.382	18.44
38	Assumption College	17:16.073	18		17:16.073	19.1
39	Georgia State University Crew	15:49.716	6	+01:30 8B(9)	17:19.716	19.52
40	Sarah Lawrence College	18:52.276	26	+00:30 12I30(1)	19:22.276	33.6
41	Cape Cod Crew	20:17.639	23	+00:30 12I30(1)	20:47.639	43.42
-	Wilmington Women's Rowing Club		25		DNF	

2004-12-01 10:01



Event: #5 Club Singles Men

Status: Official

Place	Entry	Raw Time	Bow	Penalties/HC	Adjusted	%
1	✓ Tim Vogels	14:26.263	43		14:26.263	
2	✓ Eric Lev	14:32.600	45		14:32.600	0.73
3	✓ Zephaniah Halsey	14:41.604	48		14:41.604	1.77
4	✓ Andrew Lynch	14:43.371	23		14:43.371	1.97
5	✓ Greg Spooner	14:48.393	27		14:48.393	2.55
6	Tulsun Waddle	14:52.784	30		14:52.784	3.06
7	Trevor de Koekkoek	14:56.610	17		14:56.610	3.5
8	Cormac Keogh	14:59.662	24		14:59.662	3.86
9	Alex Binkley	14:59.873	37		14:59.873	3.88
10	Demetrio Gagnon	15:01.520	6		15:01.520	4.07
11	Andy Guiry	15:04.294	44		15:04.294	4.39
12	Jeff Wamester	15:07.234	15		15:07.234	4.73
13	Ted Paxton	15:09.323	8		15:09.323	4.97
14	Christopher Wyant	15:13.230	21		15:13.230	5.42
15	Jeffrey Alex	15:13.553	1		15:13.553	5.46
16	Michael Meyer	15:14.473	20		15:14.473	5.57
17	Scott Pritchard	15:19.790	11		15:19.790	6.18
18	woody fagge	15:20.562	16		15:20.562	6.27
19	Nathan Bruker	15:20.903	19		15:20.903	6.31
20	Jared Carter	15:22.055	10		15:22.055	6.44
21	Michael Carmichael	15:22.652	18		15:22.652	6.51
22	Brice Crossley	15:23.034	5		15:23.034	6.55
23	Dino Konstantopoulos	15:23.754	2		15:23.754	6.64
24	Dominick Montie	14:54.352	50	+00:30 12I30(1)	15:24.352	6.71
25	Zachary DePace	15:28.373	40		15:28.373	7.17
26	Mark Jhon	15:29.589	13		15:29.589	7.31
27	Joseph Alfano	15:34.340	49		15:34.340	7.86
28	Ed Moran, Jr.	15:28.290	46	+00:10 8B(1)	15:38.290	8.31
29	Jeffrey Swing	15:39.809	9		15:39.809	8.49
30	Brendon Bula	15:40.031	25		15:40.031	8.52
31	Benjamin Boehm	15:47.402	4		15:47.402	9.37
32	Stewart taylor	15:48.515	22		15:48.515	9.5
33	Robert Heide	15:49.943	14		15:49.943	9.66
34	Chris Daly	15:51.610	36		15:51.610	9.85
35	Mateusz Zurowski	15:55.744	3		15:55.744	10.33
36	Brad brennan	16:09.043	12		16:09.043	11.86
37	Nicholas Salcido	16:05.900	26	+00:10 8B(1)	16:15.900	12.66
38	marco ghisleni	16:09.178	29	+00:10 15B(1)	16:19.178	13.03
39	Chad Fleschner	14:49.999	35	+01:30 16B(1)8B(4)14B(2)15B(2))	16:19.999	13.13
40	John Cutright	16:30.504	54	+00:10 13B(1)	16:40.504	15.5
41	Tom Lee	16:25.398	28	+00:20 9B(2)	16:45.398	16.06
42	Stephen Lambers	15:51.587	33	+01:00 8B(5)9B(1)	16:51.587	16.78
43	Brandon Ture	16:43.361	52	+00:10 9B(1)	16:53.361	16.98
44	Cameron Fusco	16:53.834	42		16:53.834	17.04

45	matthew keller	15:48.711	31	+01:10 8B(7)	16:58.711	17.6
46	Paul Campbell	17:19.798	39		17:19.798	20.03
47	Graham Van Schaik	17:22.372	53		17:22.372	20.33
48	andrew bagley	16:00.990	32	+01:30 8B(9)	17:30.990	21.32
49	Ansel Gustafson	16:28.948	38	+01:30 16B(2)14B(2)9B(3)15B(2))	17:58.948	24.55
50	Brendan McGeehin	16:53.821	34	+01:10 8B(7)	18:03.821	25.11
51	Eric Vanderbilt	17:37.071	51	+01:10 8B(1)8I60(1)	18:47.071	30.11
-	Joseph Caminiti		7		Scratch	
-	John Kyler		41		Scratch	
-	Gracio Garcia		47		Scratch	
-	Andy Krauss		55		Scratch	

2004-12-01 10:01



Event: #6 Club Singles Women

Status: Official

Place	Entry	Raw Time	Bow	Penalties/HC	Adjusted	%
1	✓ shannon yott	15:50.152	22		15:50.152	
2	✓ Gen Tetreault	15:53.321	3		15:53.321	0.33
3	✓ Jeanne LeFebvre	16:04.444	1		16:04.444	1.5
4	✓ Jennifer Sacheck	16:05.675	30		16:05.675	1.63
5	Emily Saul	16:15.305	21		16:15.305	2.65
6	Peggy Hyslop	16:16.222	37		16:16.222	2.74
7	Catherine Kemp	16:18.010	2		16:18.010	2.93
8	Katherine Cinq-Mars	16:22.460	5		16:22.460	3.4
9	Darlene Daigle	16:24.639	8		16:24.639	3.63
10	Cindy Carlson	16:25.393	15		16:25.393	3.71
11	Susie Lueck	16:32.012	36		16:32.012	4.41
12	Annie Hiniker	16:37.789	31		16:37.789	5.01
13	Kris Vitellaro	16:48.687	13		16:48.687	6.16
14	Kate Graham	16:52.026	27		16:52.026	6.51
15	Bic Le	16:53.567	6		16:53.567	6.67
16	Stephanie Doyal	17:01.380	7		17:01.380	7.5
17	Catherine Chuter	17:03.571	32		17:03.571	7.73
18	Ashley Holmes	16:44.284	40	+00:20 8B(2)	17:04.284	7.8
19	Ashleigh Tate	16:35.650	24	+00:30 6B(2)9B(1)	17:05.650	7.95
20	Caroline Berson	17:07.226	4		17:07.226	8.11
21	Mollie Watkins	17:09.963	39		17:09.963	8.4
22	Jami Payne	17:15.382	11		17:15.382	8.97
23	Mary O'Neill	17:18.618	38		17:18.618	9.31
24	Antje Siems	17:19.360	25		17:19.360	9.39
25	Katrina Gagnon	17:25.478	18		17:25.478	10.03
26	Natasha Whitestone	17:27.851	23		17:27.851	10.28
27	Ellen Zienta	17:32.006	34		17:32.006	10.72
28	Madeline Davis	17:32.535	12		17:32.535	10.78
29	Leanne Kuhnheim	17:16.138	33	+00:20 9B(2)	17:36.138	11.15
30	Kristen Prendiville	17:37.752	29		17:37.752	11.32
31	Kristen Kaschub	17:30.246	9	+00:10 13B(1)	17:40.246	11.59
32	Charlotte Chuter	17:59.419	19		17:59.419	13.6
33	Annie Brett	18:01.786	26		18:01.786	13.85
34	Melissa Brown	18:06.948	20		18:06.948	14.4
35	Denise Cenit	17:46.594	10	+00:30 7B(3)	18:16.594	15.41
36	Julie Hoogeveen	19:19.359	35		19:19.359	22.02
37	Alex Heinz	19:11.213	16	+01:00 5I60(1)	20:11.213	27.48
-	Nicole Collins		14		Scratch	
-	Maria Bokulich		17		Scratch	
-	Aleksandra Bucan		28		Scratch	

2004-12-01 10:03



Event: #7 Master Doubles Men

Status: Official

Place	Entry	Raw Time	Bow	Penalties/HC	Adjusted	%
1	✓ Michael Smith, Dan Gorriaran	13:04.196	1		13:04.196	
2	✓ James Dietz, Willie Castle	13:35.503	2		13:35.503	3.99
3	Tony Kilbridge, Peter Kermond	13:46.550	3		13:46.550	5.4
4	Michael Cataldo, Brad Smith	13:51.875	4	+00:10 14B(1)	14:01.875	7.36
5	Roman Lesnau, Brian Benz	14:02.168	13		14:02.168	7.39
6	Robert Hannon, John Cotter	14:05.419	12		14:05.419	7.81
7	Randy Hanna, Chris Anderson	14:07.820	14		14:07.820	8.11
8	Chuck Selden, John Younger	14:11.152	5		14:11.152	8.54
9	Kevin Sauer, Paul Coffman	14:18.908	6		14:18.908	9.53
10	David Rand, Mitchell Berkson	14:24.365	11		14:24.365	10.22
11	John Morrell, Will Melcher	14:25.459	10		14:25.459	10.36
12	Charlie Braun, Bill Braun	14:29.511	17		14:29.511	10.88
13	Wayne Dennison, Paul Hagan	15:25.316	16		15:25.316	18
14	Rod Pollock, Raymond Lonsdale	15:20.439	8	+00:10 13B(1)	15:30.439	18.65
15	Bob Gannon, Doug Carlson	15:48.471	18		15:48.471	20.95
16	Mike Tursi, Steve Platt	15:47.800	7	+00:20 13B(2)	16:07.800	23.41
17	John Poole, Paul Roy	16:32.722	9	+00:20 8B(2)	16:52.722	29.14
-	Steve Hartman, Peter Hartman		15		Scratch	

2004-12-01 10:03

Event: #8 Master Doubles Women

Status: Official

Place	Entry	Raw Time	Bow	Penalties/HC	Adjusted	%
1	✓ Karen Lewis, Gabi Cipollone	14:48.621	2		14:48.621	
2	✓ Trina Olin Santry, Gia DeAngelis	15:08.767	1		15:08.767	2.27
3	✓ Inge Stekl, Fran Tuite	15:09.536	4		15:09.536	2.35
4	Anne Martin, Ginny Gilder	15:14.087	5		15:14.087	2.87
5	Kate Sullivan, Linda Muri	15:15.569	9		15:15.569	3.03
6	Cindy Matthes, Mary Mazzio	15:17.971	8		15:17.971	3.3
7	Kate Dowling, Cynthia Cole	15:32.262	3		15:32.262	4.91
8	Lynn Osborn, Alison Wallace	15:34.516	13		15:34.516	5.16
9	Dana King, Aideen Henry	15:56.196	16		15:56.196	7.6
10	marilyn jones, molly barksdale	15:57.508	19		15:57.508	7.75
11	Tanya Lonsdale, Fiona McCrea	15:59.326	15		15:59.326	7.96
12	Laurie Devitt, Liane Douglas	16:11.175	10		16:11.175	9.29
13	Linda Moriarty, Karie Ballway	16:14.275	11		16:14.275	9.64
14	Vivian Hatfield, Traci Goodwin	16:05.164	7	+00:10 13B(1)	16:15.164	9.74
15	Sharon Mallett, Diane DeLuca	16:27.587	17		16:27.587	11.14
16	Sarah Aldrich, Anna Petrella	16:43.659	6		16:43.659	12.95
17	Henriette Power, Kelley Lessard	16:45.054	14		16:45.054	13.1
18	Mary Farrell, Susan Karcz	16:58.252	18		16:58.252	14.59
19	Therese Rozowski, Ginny LaFreniere	17:08.490	12		17:08.490	15.74
20	Paula Merkle, Wendy Shields	18:24.178	20		18:24.178	24.26

2004-12-01 10:03

Event: #9 Senior-Master Doubles Men

Status: Official

Place	Entry	Raw Time	Bow	Penalties/HC	Adjusted	%
1	✓ Robert Eldridge, Tom Dryer	13:45.185	1		13:45.185	
2	✓ Gregg Stone, Christopher Wood	13:48.137	2		13:48.137	0.36
3	✓ Jack Frackleton, Ted Van Dusen	14:12.196	7		14:12.196	3.27
4	John Pauls, Don McSween	14:12.511	4		14:12.511	3.31
5	Michael Corr, Tom Hull	14:19.352	10		14:19.352	4.14
6	John Saxelby, Bob Sproull	14:17.012	3	+00:10 13B(1)	14:27.012	5.07
7	Steve Perry, Rock Singewald	14:30.697	5		14:30.697	5.52
8	Bill Plage, James Devol	14:30.877	9		14:30.877	5.54
9	George Naden, Mark Freeman	14:38.267	20		14:38.267	6.43
10	Ernest Cook, Frank O'Leary	14:46.049	15		14:46.049	7.38
11	Andrew Washburn, Peter Washburn	14:37.615	14	+00:30 8B(3)	15:07.615	9.99
12	Edward Smith, Stephen Carr	15:21.813	11		15:21.813	11.71
13	Nicholas O'Connor, Dan Dill	15:24.775	19		15:24.775	12.07
14	Vitaly Eliseev, Gennady Astakhov	14:16.519	21	+01:10 8B(1)7I60(1)	15:26.519	12.28
15	Richard Emmel, Fred Emmel	15:56.237	18		15:56.237	15.88
16	Craig Thrasher, Richard Omohundro	16:39.945	13		16:39.945	21.18
17	Brett Meares, Ed Bauer	16:24.318	17	+00:20 8B(2)	16:44.318	21.71
18	John Everett, Peter Derow	16:59.687	16		16:59.687	23.57
19	Charles Gooding, Robert Gelardin	17:24.571	12		17:24.571	26.59
20	Nathan Jones, Scott Kemper	17:20.374	8	+01:10 8B(7)	18:30.374	34.56
21	Heiner Sussebach, Karl Sussebach	17:40.879	6	+01:10 6B(1)8B(6)	18:50.879	37.05

2004-12-01 10:04

Event: #10 Senior-Master Doubles Women

Status: Official

Place	Entry	Raw Time	Bow	Penalties/HC	Adjusted	%
1 ✓	Joan Linse, Susan Kinne	15:23.986	1		15:23.986	
2 ✓	Lisa Stone, Liz O'Leary	15:45.666	7		15:45.666	2.35
3	annelies haase, floor waal van der	15:47.955	9		15:47.955	2.59
4	Catherine Kemper, Patricia Pinkerton	15:57.045	3		15:57.045	3.58
5	Noreen Warren, Deb Klingaman	16:02.261	2	+00:10 13B(1)	16:12.261	5.22
6	Nancy Storrs, Nancy Storrs	16:17.781	4		16:17.781	5.82
7	Anne Faber, Sharon Romilly	16:27.262	15		16:27.262	6.85
8	Susan Seyl, Maryann McCormick	16:49.770	12		16:49.770	9.28
9	Cathy Curran, Mikela Naylor	16:53.575	10		16:53.575	9.7
10	Beverly Lysobey, Barbara Gardner	17:01.328	5		17:01.328	10.54
11	Nancy Lee, Jill Markert	17:32.646	16		17:32.646	13.92
12	Onie Rollins, Rosemary Crawford	17:39.302	8		17:39.302	14.64
13	JoAnn Dietz, Pam Ellett	18:29.842	11		18:29.842	20.11
14	Linda Vasu, Mary Dowd	18:36.421	14		18:36.421	20.83
15	Priscilla Hoffnung, Linda Gavin	17:38.570	6	+01:00 8I60(1)	18:38.570	21.06
16	Mary Berry, Bette Gorman	19:42.835	13		19:42.835	28.01

2004-12-01 10:04

Event: #11 Master Eights Men

Status: Official

Place	Entry	Raw Time	Bow	Penalties/HC	Adjusted	%
1	✓ Pockock Rowing Center	11:38.133	1		11:38.133	
2	✓ Penn AC	11:40.959	3		11:40.959	0.4
3	✓ 87 Gold Rowing Club	11:49.172	22		11:49.172	1.58
4	✓ Occoquan Boat Club	11:49.778	2		11:49.778	1.67
5	Palm Beach Rowing Assn.	11:52.258	4		11:52.258	2.02
6	Fat Cat Rowing Club	12:06.908	9		12:06.908	4.12
7	Old Glory Boat Club	12:07.364	20		12:07.364	4.19
8	Crabtree Boat Club	12:15.853	8		12:15.853	5.4
9	Vesper Boat Club	12:16.865	5		12:16.865	5.55
10	Commercial Rowing Club	12:21.448	27		12:21.448	6.2
11	Saugatuck Rowing Club	12:22.579	10		12:22.579	6.37
12	River City Rowing Club	12:26.512	6		12:26.512	6.93
13	Union Boat Club	12:28.703	29		12:28.703	7.24
14	Olympischer Ruder Club, 1956	12:37.554	24		12:37.554	8.51
15	Bulldog Rowing Club	12:39.662	12		12:39.662	8.81
16	Brigantine Rowing Club	12:41.638	11		12:41.638	9.1
17	Housatonic Rowing Assn.	12:44.498	31		12:44.498	9.51
18	Warren Rowing Club	12:47.550	13		12:47.550	9.94
19	Fairmount Rowing Assn.	12:52.040	16		12:52.040	10.59
20	Four Score & Four RC	12:59.319	17		12:59.319	11.63
21	Belmont Hill School	13:00.684	7		13:00.684	11.82
22	X-Press Boat Club	13:16.528	15		13:16.528	14.09
23	Wide Load Boat Club	13:17.930	19		13:17.930	14.29
24	Mic Mac Rowing Club	13:24.265	25		13:24.265	15.2
25	Georgian Bay RC	13:24.889	21		13:24.889	15.29
26	Athlone Boat Club	13:26.254	26		13:26.254	15.49
27	Free Radical Rowing Club	13:31.357	30		13:31.357	16.22
28	Purple Bull Roklub	13:42.031	18		13:42.031	17.75
29	Friends of Hudson River	13:49.425	28		13:49.425	18.81
30	Grand Rapids RA	13:56.317	14		13:56.317	19.79
31	Quinsigamond Rowing Assn., Inc.	15:46.718	23		15:46.718	35.61

2004-12-01 10:07

Event: #12 Master Eights Women

Status: Official

Place	Entry	Raw Time	Bow	Penalties/HC	Adjusted	%
1	✓ Long Beach Rowing Assn.	13:14.259	1		13:14.259	
2	✓ Etats Unis RC	13:18.533	2		13:18.533	0.54
3	✓ 1980 Rowing Club	13:33.120	4		13:33.120	2.37
4	Riverside Boat Club	13:51.797	6		13:51.797	4.73
5	New Haven Rowing Club	14:06.737	21		14:06.737	6.61
6	Corvallis Rowing Club	14:06.849	23		14:06.849	6.62
7	Dresden Rowing Club	14:10.072	7		14:10.072	7.03
8	Annapolis Rowing Club	14:16.433	19		14:16.433	7.83
9	Cascade Rowing	14:18.801	18		14:18.801	8.13
10	Schuylkill Navy	14:22.669	9		14:22.669	8.61
11	Charles Campbell Rowing	14:29.159	17		14:29.159	9.43
12	Ashland Rowing Club	14:29.295	20		14:29.295	9.45
13	Don Rowing Club	14:30.316	3		14:30.316	9.58
14	Pioneer Valley Women's Rowing	14:37.117	5		14:37.117	10.43
15	Triton Rowing Club	14:42.974	10		14:42.974	11.17
16	Row As One Institute, Inc.	14:56.173	14		14:56.173	12.83
17	Prince William Rowing Club, Inc.	14:59.215	11		14:59.215	13.21
18	Carnegie Lake Rowing Assn.	15:03.186	12		15:03.186	13.71
19	Orlando Rowing Club	15:08.297	8		15:08.297	14.36
20	Boston Masters' Women	15:09.171	16		15:09.171	14.47
21	Aqueduct Rowing Club	15:30.973	22		15:30.973	17.21
22	Holyoke Rows, Inc.	16:17.732	13		16:17.732	23.1
23	Norwalk River Rowing Assn.	16:16.582	15	+01:00 8160(1)	17:16.582	30.51

2004-12-01 10:07



Event: #13 Senior-Master Eights Men

Status: Official

Place	Entry	Raw Time	Bow	Penalties/HC	Adjusted	%
1	✓ Leander Boat Club	12:16.115	3		12:16.115	
2	✓ Grosse Ile Rowing Club	12:17.750	1		12:17.750	0.22
3	✓ Motley Rowing Club	12:23.891	5		12:23.891	1.06
4	✓ 1980 Rowing Club	12:24.157	25		12:24.157	1.09
5	Kent Mitchell Rowing Club	12:20.993	2	+00:10 13B(1)	12:30.993	2.02
6	Team Attager	12:35.208	19		12:35.208	2.59
7	Bosporos BC	12:44.946	6		12:44.946	3.92
8	Proteus	12:49.980	34		12:49.980	4.6
9	Crabtree Boat Club	12:50.801	32		12:50.801	4.71
10	Willamette Rowing Club	12:56.745	4		12:56.745	5.52
11	San Diego Rowing Club	12:58.595	23		12:58.595	5.77
12	Royal Boatclub de Maas	13:02.664	21		13:02.664	6.32
13	Genesee Waterways Center	13:04.013	8		13:04.013	6.51
14	Cambridge Boat Club	13:09.644	7		13:09.644	7.27
15	Northeastern University - Men	13:09.805	30		13:09.805	7.29
16	Stanford Rowing Club	13:12.488	31		13:12.488	7.66
17	Rude & Smooth Boat Club	13:18.603	11		13:18.603	8.49
18	University Barge Club	13:25.381	9		13:25.381	9.41
19	Alte Achter Boat Club	13:26.435	13		13:26.435	9.55
20	To The Water, Ltd	13:27.720	10		13:27.720	9.73
21	Navy Masters Rowing Club	13:27.729	17		13:27.729	9.73
22	Route 34 Rowing Association	13:36.557	33		13:36.557	10.93
23	MIT Grad Crew	13:39.735	14		13:39.735	11.36
24	Severn River RA	13:48.120	15		13:48.120	12.5
25	La Baie Verte Rowing Club	13:49.711	12		13:49.711	12.71
26	Circolo Canottieri Aniene	14:13.375	20		14:13.375	15.93
27	Nonesuch Oar & Paddle Club	14:16.527	16		14:16.527	16.36
28	Hartford Barge Club	14:19.413	18		14:19.413	16.75
29	St. Michael's Rowing Club	14:27.176	26		14:27.176	17.8
30	Castleconnell Boat Club	14:30.785	27		14:30.785	18.29
31	Founders of Wesleyan Crew, Inc.	14:43.290	29		14:43.290	19.99
32	Wallingford Rowing Club - UK	15:05.121	24		15:05.121	22.96
33	Sarasota County Rowing Club	15:16.610	28		15:16.610	24.52

34	Reale Circolo Canottieri Tevere Remo	15:28.384	22		15:28.384	26.12
----	---	-----------	----	--	-----------	-------

2004-12-01 10:08





Event: #14 Senior-Master Eights Women

Status: Official

Place	Entry	Raw Time	Bow	Penalties/HC	Adjusted	%
1	✓ Lake Union Crew	13:53.822	1		13:53.822	
2	✓ Martha's Moms Rowing Club	14:03.132	13		14:03.132	1.12
3	Boston Masters' Women	14:06.123	4		14:06.123	1.48
4	Los Gatos Rowing Club	14:07.579	2		14:07.579	1.65
5	Saugatuck Rowing Club	14:22.169	5		14:22.169	3.4
6	Denver Boat Club	14:32.862	3		14:32.862	4.68
7	GMS Rowing Center	14:43.759	8		14:43.759	5.99
8	Victoria City Rowing Club	15:12.212	11		15:12.212	9.4
9	River City Rowing Club	15:24.881	15		15:24.881	10.92
10	Tribesmen Rowing Club	15:25.403	12		15:25.403	10.98
11	Annapolis Rowing Club	15:30.104	6		15:30.104	11.55
12	Style Driven Rowing Club	15:31.884	7		15:31.884	11.76
13	Albany Rowing Center	15:32.577	14		15:32.577	11.84
14	Barnstable Rowing Club, Inc.	15:47.009	10		15:47.009	13.57
15	Cape Cod Sweeps and Sculls	16:30.686	9		16:30.686	18.81

2004-12-01 10:08



Event: #15 Championship Doubles Men

Status: Official

Place	Entry	Raw Time	Bow	Penalties/HC	Adjusted	%
1	Nathan Swick, Matthew Swick	12:45.099	7		12:45.099	
2	Jarlath O'Neil-Dunne, Erik Breiland	12:58.195	1		12:58.195	1.71
3	Luis Teixeira, Edgar Nanne	12:58.792	25		12:58.792	1.79
4	Andrew Liverman, Paul Guthrie	13:00.655	9		13:00.655	2.03
5	Rudi Vanderschoot, Shawn Scholl	13:10.119	2		13:10.119	3.27
6	Tyler Peterson, Evan Jacobs	13:16.911	11		13:16.911	4.16
7	Peter Brown, Patrick Rufo	13:28.774	16		13:28.774	5.71
8	Charles Burckmyer, Sean Wynne	13:34.264	20		13:34.264	6.43
9	Simon Suthers, Antony Smith	13:38.473	19		13:38.473	6.98
10	Michael Aller, Timothy Larson	13:30.227	12	+00:10 13B(1)	13:40.227	7.21
11	Justin Teti, Pat Ryan	13:43.517	17		13:43.517	7.64
12	Kevin Alschuler, Jose Rodriguez	13:49.495	14		13:49.495	8.42
13	Greg McClure, Sean Cefalo	13:50.082	18		13:50.082	8.49
14	Zach Johnson, Anthony Podegracz	13:53.611	10		13:53.611	8.95
15	Chris Grothkopp, Ian Coveny	13:54.687	15		13:54.687	9.1
16	Stephen Lynch, Stephen Glick	13:54.981	8		13:54.981	9.13
17	Matt Gantner, Adam Scholl	14:02.689	22		14:02.689	10.14
18	Craig Dodson, Scott Wisniewski	13:27.988	24	+00:40 9B(3)13B(1)	14:07.988	10.83
19	Geoffrey Klingsporn, Gregory Klingsporn	14:13.865	3		14:13.865	11.6
20	Greg Searle, Bob Tucker	13:41.330	4	+00:40 7B(1)11I30(1)	14:21.330	12.58
21	Pawel Fidzinski, Anthony Patt	14:12.631	23	+00:10 4B(1)	14:22.631	12.75
22	Liam Parsons, Jason Patry	13:37.847	5	+01:00 13I60(1)	14:37.847	14.74
23	William Senst, Michael Angeletti	15:03.329	13		15:03.329	18.07

24	Ryan Wattson, Matt Hurley	14:30.537	6	+01:00 8I60(1)	15:30.537	21.62
25	Evan Hazlett, Tim Griffin	14:53.148	26	+00:40 6B(1)8I30(1)	15:33.148	21.96
26	Donald Denning, Robert Mannino	16:18.316	21		16:18.316	27.87


2004-12-01 10:08



Event: #16 Championship Doubles Women

Status: Official

Place	Entry	Raw Time	Bow	Penalties/HC	Adjusted	%
1	✓ Mary Layne Salter, Marika Page	14:18.092	7		14:18.092	
2	✓ Jessica Archibald, Heather wakeley	14:23.606	22		14:23.606	0.64
3	✓ Samantha Byrd, Margot Shumway	14:25.482	13		14:25.482	0.86
4	Katherine Haines, Frederique Garnier	14:26.004	19		14:26.004	0.92
5	Amelia Booth, Esme Paris	14:27.613	17		14:27.613	1.11
6	Christine Perry, Susanne Baker	14:43.959	12		14:43.959	3.01
7	Katelyn Gray, Sarah Murdoch	14:49.388	2		14:49.388	3.65
8	kendra brennan, adele mugford	14:51.833	20		14:51.833	3.93
9	Christina Meyer, Joy Stark	14:55.736	8		14:55.736	4.39
10	Amy Scott, Melissa Bray	14:55.578	6	+00:20 9B(2)	15:15.578	6.7
11	Jutta Schausten, Laura Donohue	15:30.133	11		15:30.133	8.4
12	Marlo Welsh, Vanessa Thorne	15:31.644	9		15:31.644	8.57
13	Lailey Wallace, Bethanne Kronick	15:34.445	18		15:34.445	8.9
14	Sarah Jones, Aerial Gilbert	16:02.660	16		16:02.660	12.19
15	Vanessa Teff, Angela Dybdahl	15:43.378	21	+00:30 12I30(1)	16:13.378	13.44
16	Renea Poppino, Helen Woznack	16:28.717	15		16:28.717	15.22
17	Tara Barnett, Sandra Martin	15:35.082	23	+01:00 8B(1)13B(5)	16:35.082	15.96
18	Melissa Leigh, Catherine Corbett	16:43.866	3		16:43.866	16.99
19	Kristen Rounds, Corlis Gross	16:44.886	4	+00:20 8B(2)	17:04.886	19.44
20	Christine Shiffer, Sybil Griffiths	17:14.400	10		17:14.400	20.55
21	Heather Dunham, Heather chevielle	17:25.856	14		17:25.856	21.88
-	Laura Martinez, Caliz Conception		1		Scratch	
-	teresa taylor, corinne dibert		5		Scratch	




Event: #17 Championship Singles Men

Status: Official

Place	Entry	Raw Time	Bow	Penalties/HC	Adjusted	%
1	✓ Juri Jaanson	13:45.415	3		13:45.415	
2	✓ Michael Perry	13:48.695	5		13:48.695	0.4
3	✓ Geoffrey Hoffman	13:49.241	6		13:49.241	0.46
4	Sloan DuRoss	13:49.470	4		13:49.470	0.49
5	Duncan Free	13:51.778	15		13:51.778	0.77
6	Greg Ruckman	13:54.045	24		13:54.045	1.05
7	Aleks L. Zosuls	14:00.218	9		14:00.218	1.79
8	Sean Casey	13:52.786	1	+00:10 10B(1)	14:02.786	2.1
9	Adam Holland	14:04.693	2		14:04.693	2.34
10	Karl Sudar	14:13.244	14		14:13.244	3.37
11	Tom Paradiso	14:14.334	16		14:14.334	3.5
12	Simon Carcagno	14:22.081	19		14:22.081	4.44
13	Boban Rankovic	14:22.171	8		14:22.171	4.45
14	Greg Myhr	14:22.852	7		14:22.852	4.54
15	Jonathan Burns	14:04.952	23	+00:20 13B(2)	14:24.952	4.79
16	Ken Jurkowski	14:06.739	18	+00:20 8B(2)	14:26.739	5.01
17	Ryan Slate	14:17.480	22	+00:10 9B(1)	14:27.480	5.1
18	Alexander Lebedev	14:27.835	21		14:27.835	5.14
19	Igor Belakovskiy	14:29.981	10		14:29.981	5.4
20	William Martin-Doyle	14:33.514	26		14:33.514	5.83
21	Jonathan Werner	14:37.832	17		14:37.832	6.35
22	Eugene Weinstein	14:44.123	12		14:44.123	7.11
23	Peter van Vliet	14:56.224	13		14:56.224	8.58
24	Stephen Titus	15:03.558	11		15:03.558	9.47
25	Jon Mandick	15:07.205	20	+00:10 6B(1)	15:17.205	11.12
-	Gerritjan Eggenkamp		25		Scratch	

2004-12-01 10:11





Event: #18 Championship Singles Women

Status: Official

Place	Entry	Raw Time	Bow	Penalties/HC	Adjusted	%
1	✓ Cindy Bishop	14:57.572	1		14:57.572	
2	✓ Jana Heere	15:01.225	3		15:01.225	0.41
3	✓ Anne Browning	15:13.498	2		15:13.498	1.77
4	Adriana Geysler	15:19.719	10		15:19.719	2.47
5	Ann Holmes	15:23.016	14		15:23.016	2.83
6	Kate Bosher	15:23.379	16		15:23.379	2.88
7	Caryn Davies	15:26.002	13		15:26.002	3.17
8	Lisa Schlenker	15:34.626	12		15:34.626	4.13
9	Lisa Hansen	15:45.857	21		15:45.857	5.38
10	Elizabeth Greene	15:47.516	4		15:47.516	5.56
11	Laura Middleton	15:47.993	19		15:47.993	5.62
12	Monika Manios	15:48.735	8		15:48.735	5.7
13	Anastasia Fahtina	15:20.688	9	+00:30 8I30(1)	15:50.688	5.92
14	Michelle King	15:52.984	22		15:52.984	6.17
15	Bryna McConarty	15:54.884	5		15:54.884	6.39
16	Samantha Twardowski	15:52.109	6	+00:10 11B(1)	16:02.109	7.19
17	Regan Bernhard	16:04.212	20		16:04.212	7.42
18	Katrin Reinert	16:08.277	11		16:08.277	7.88
19	Bethia Woolf	16:13.312	7		16:13.312	8.44
20	Abigail Cromwell	16:21.969	18		16:21.969	9.4

2004-12-01 10:11




Event: #19 Sr. Veteran Singles Men

Status: Official

Place	Entry	Raw Time	Bow	Penalties/HC	Adjusted	%
1	✓ Richard Kendall	16:29.675	2	HC(age:74 -00:32)	15:57.675	
2	✓ Christopher Collins	16:40.717	1	HC(age:71 -00:08)	16:32.717	3.66
3	✓ Jack Heiden	17:19.364	3	+00:40 8B(2)9B(1)15B(1) HC(age:71 -00:08)	17:51.364	11.87
4	Steve Gurney	17:59.514	4	HC(age:71 -00:08)	17:51.514	11.89
5	John Elgar	18:30.933	5	HC(age:74 -00:32)	17:58.933	12.66
6	Lewis Cuyler	18:20.635	16	HC(age:71 -00:08)	18:12.635	14.09
7	Michael McGill	17:54.818	15	+00:20 13B(2)	18:14.818	14.32
8	Henry Bird	19:27.713	20	HC(age:77 -00:56)	18:31.713	16.08
9	Terry Carney	18:48.365	24		18:48.365	17.82
10	John Lavery	19:22.833	7	HC(age:73 -00:24)	18:58.833	18.92
11	Frederick Osborne	20:29.762	9	+00:10 15B(1) HC(age:78 -01:04)	19:35.762	22.77
12	Arnold Lande	20:05.883	8	HC(age:73 -00:24)	19:41.883	23.41
13	Stuart Law	20:24.814	11	HC(age:75 -00:40)	19:44.814	23.72
14	Jack Peters	20:29.247	10	HC(age:75 -00:40)	19:49.247	24.18
15	Stephen Littauer	19:42.678	27	+00:40 14B(2)15B(2) HC(age:74 -00:32)	19:50.678	24.33
16	David Challinor	21:45.356	14	HC(age:84 -01:52)	19:53.356	24.61
17	John Welchli	20:16.091	21	+00:20 8B(1)10B(1) HC(age:75 -00:40)	19:56.091	24.9
18	Dodd Wragg	20:04.679	18	+00:10 8B(1)	20:14.679	26.84
19	James Lyttle	20:45.013	22	HC(age:73 -00:24)	20:21.013	27.5
20	Bud Herzstein	21:15.722	12	HC(age:75 -00:40)	20:35.722	29.03
21	Philip J Snodgrass	21:53.854	26	HC(age:76 -00:48)	21:05.854	32.18
22	MIKE PETTEE	22:22.689	25	HC(age:75 -00:40)	21:42.689	36.03
23	Stuart Neffeler	20:54.429	6	+01:20 11B(1)10B(1)11I60(1) HC(age:71 -00:08)	22:06.429	38.51
24	Stephen Richardson	24:26.172	19	+00:20 9B(2) HC(age:84 -01:52)	22:54.172	43.49
25	Bill Ollinger	23:21.661	13	HC(age:73 -00:24)	22:57.661	43.85
26	Peter Webb	23:15.754	23	+00:40 8B(2)9B(2) HC(age:77 -00:56)	22:59.754	44.07
-	Charles Logg		17		DNS	

2004-12-01 10:12



Event: #20 Sr. Veteran Singles Women

Status: Official

Place	Entry	Raw Time	Bow	Penalties/HC	Adjusted	%
1	Eve Green	20:15.079	2	HC(age:72 -00:16)	19:59.079	
2	Laurette Rindlaub	20:10.195	1	+00:10 8B(1)	20:20.195	1.76
3	Mary Elizabeth Stone	23:53.965	3	HC(age:77 -00:56)	22:57.965	14.92
4	Joy Douglass	23:09.492	4		23:09.492	15.88
5	Barbara Colven	22:47.595	5	+01:10 8B(4)14B(2)15B(1) HC(age:71 -00:08)	23:49.595	19.22

2004-12-01 10:13



Event: #21 Veteran Singles Men


Status: Official

Place	Entry	Raw Time	Bow	Penalties/HC	Adjusted	%
1	✓ Duncan Howat	15:13.000	1		15:13.000	
2	✓ Carlo Zezza	16:02.225	6	HC(age:68 -00:48)	15:14.225	0.13
3	Landon Carter	15:24.752	2	HC(age:61 -00:06)	15:18.752	0.63
4	✓ Malcolm Gefter	15:47.081	3	HC(age:62 -00:12)	15:35.081	2.42
5	✓ William Reimann	16:30.593	12	HC(age:68 -00:48)	15:42.593	3.24
6	Bennett Jones	16:17.133	9	HC(age:65 -00:30)	15:47.133	3.74
7	Henry Hamilton	16:07.919	5	HC(age:63 -00:18)	15:49.919	4.04
8	Harry Parker	16:38.749	19	HC(age:68 -00:48)	15:50.749	4.13
9	Herbert Treffeisen	16:15.866	10	HC(age:64 -00:24)	15:51.866	4.26
10	Townsend Swayze	16:37.833	15	HC(age:67 -00:42)	15:55.833	4.69
11	Lawrence Klecatsky	16:18.077	7	HC(age:63 -00:18)	16:00.077	5.16
12	Jonathan Warburg	16:19.057	8	HC(age:63 -00:18)	16:01.057	5.26
13	John Helliwell	16:44.340	11	HC(age:67 -00:42)	16:02.340	5.4
14	Geoffrey Gratwick	16:29.956	43	HC(age:61 -00:06)	16:23.956	7.77
15	Cal Sutliff	17:00.337	36	HC(age:66 -00:36)	16:24.337	7.81
16	John Laundon	16:46.751	4	HC(age:63 -00:18)	16:28.751	8.3
17	Win Rumsey	16:36.960	13	HC(age:61 -00:06)	16:30.960	8.54
18	Lloyd C. Dahmen	16:53.051	38	HC(age:63 -00:18)	16:35.051	8.99
19	William Erkelens	16:38.532	20		16:38.532	9.37
20	Bob Scharer	16:51.765	33	HC(age:61 -00:06)	16:45.765	10.16
21	Michael Welch	17:38.959	29	HC(age:67 -00:42)	16:56.959	11.39
22	Richard Dyer	17:31.204	21	+00:10 7B(1) HC(age:67 -00:42)	16:59.204	11.63
23	David Bunting	17:20.729	27	HC(age:63 -00:18)	17:02.729	12.02
24	Co Rentmeester	17:49.321	16	+00:10 8B(1) HC(age:68 -00:48)	17:11.321	12.96
25	Ken Lynch	16:58.751	25	+00:20 7B(2) HC(age:61 -00:06)	17:12.751	13.12
26	Richard Green	17:54.946	49	HC(age:67 -00:42)	17:12.946	13.14
27	Averill Laundon	17:49.850	18	HC(age:66 -00:36)	17:13.850	13.24
28	David Woodard	17:52.682	17	HC(age:66 -00:36)	17:16.682	13.55
29	Robert Rude	17:33.047	47	HC(age:62 -00:12)	17:21.047	14.02
30	Pen Williamson	17:40.754	37	HC(age:63 -00:18)	17:22.754	14.21
31	John McGowan	18:10.970	52	HC(age:68 -00:48)	17:22.970	14.24
32	Tony Philippi	18:17.484	26	HC(age:68 -00:48)	17:29.484	14.95
33	Vincent Petrecca	17:53.598	23	HC(age:63 -00:18)	17:35.598	15.62
34	H. Sandy Killen	17:31.845	41	+00:10 8B(1) HC(age:61 -00:06)	17:35.845	15.65
35	Frank Porter	18:20.883	40	HC(age:67 -00:42)	17:38.883	15.98
36	David Crosby	18:15.293	46	HC(age:65 -00:30)	17:45.293	16.68
37	Robert Whitney	17:42.964	42	+00:10 7B(1) HC(age:61 -00:06)	17:46.964	16.86
38	M L Keith	18:40.735	35	HC(age:67 -00:42)	17:58.735	18.15
39	Arthur Holcombe	17:26.344	39	+01:00 11160(1) HC(age:64 -00:24)	18:02.344	18.55
40	Grady Watts	18:33.639	24	HC(age:64 -00:24)	18:09.639	19.35

41	Victor Altshul	18:47.020	30	+00:20 7B(2) HC(age:69 -00:54)	18:13.020	19.72
42	James Dreher	18:48.559	45	HC(age:65 -00:30)	18:18.559	20.32
43	Lawrence Cabot	19:12.329	28	+00:10 8B(1) HC(age:69 -00:54)	18:28.329	21.39
44	Leo Cass	18:45.551	48	HC(age:61 -00:06)	18:39.551	22.62
45	Robert Ackerman	19:38.605	32	HC(age:69 -00:54)	18:44.605	23.18
46	Arthur Sorensen	18:59.105	22	HC(age:62 -00:12)	18:47.105	23.45
47	Daniel O'Donoghue	19:14.452	51	+00:10 8B(1) HC(age:65 -00:30)	18:54.452	24.26
48	Roger Pitman	19:02.026	31		19:02.026	25.08
49	Steve Collins	20:21.126	50	HC(age:67 -00:42)	19:39.126	29.15
50	Martin A. Kuster	19:48.509	34		19:48.509	30.18
51	Pim Goodbody	26:09.959	14	HC(age:67 -00:42)	25:27.959	67.36
-	Richard de Neufville		44		Scratch	

2004-12-01 10:27





Event: #22 Veteran Singles Women

Status: Official

Place	Entry	Raw Time	Bow	Penalties/HC	Adjusted	%
1	Brooke Stevens	18:40.729	1	HC(age:63 -00:18)	18:22.729	
2	Harriet Cuyler	18:25.422	2		18:25.422	0.24
3	Jan Stone	19:52.689	3	HC(age:64 -00:24)	19:28.689	5.98
4	Barbara Green	19:54.912	7	HC(age:64 -00:24)	19:30.912	6.18
5	Diane Ziff	20:07.896	4	HC(age:63 -00:18)	19:49.896	7.9
6	Sandra Rogers	20:19.069	6	+00:10 8B(1) HC(age:62 -00:12)	20:17.069	10.37
7	Ellen Carver	20:37.341	5	HC(age:63 -00:18)	20:19.341	10.57
8	Winifrede Ottinger	20:35.638	9	HC(age:61 -00:06)	20:29.638	11.51
9	Joan Campbell	22:20.359	8	HC(age:67 -00:42)	21:38.359	17.74

2004-12-01 10:28



Event: #23 Youth Fours Men

Status: Official

Place	Entry	Raw Time	Bow	Penalties/HC	Adjusted	%
1	✓ Princeton University-Men	12:50.319	2		12:50.319	
2	✓ Yale University	12:58.337	37		12:58.337	1.04
3	✓ St. John's High School	13:17.062	4		13:17.062	3.47
4	✓ The Gunnery School	13:17.314	1		13:17.314	3.5
5	Peterborough Rowing Club	13:24.834	7		13:24.834	4.48
6	Kingston Rowing Club	13:27.788	23		13:27.788	4.86
7	Ottawa Rowing Club	13:31.110	6		13:31.110	5.3
8	Derryfield School	13:38.184	25		13:38.184	6.21
9	St. Ignatius High School	13:38.471	32		13:38.471	6.25
10	Association Quebecoise d'Aviron	13:41.273	36		13:41.273	6.61
11	Berkshire School	13:44.107	15		13:44.107	6.98
12	Buckingham Browne & Nichols School	13:44.133	18		13:44.133	6.99
13	Detroit Boat Club	13:45.406	5		13:45.406	7.15
14	Worcester Public High Schools	13:55.555	13		13:55.555	8.47
15	Gonzaga College High School	13:46.210	24	+00:10 12B(1)	13:56.210	8.55
16	Shenendehowa Rowing Club	13:58.158	34		13:58.158	8.81
17	The Lawrenceville School	14:01.014	38		14:01.014	9.18
18	Quaker Rowing Club	13:45.260	30	+00:20 8B(2)	14:05.260	9.73
19	New York Maritime College	14:07.109	29		14:07.109	9.97
20	Undine Barge Club	14:08.065	11		14:08.065	10.09
21	Brunswick School	14:10.968	9		14:10.968	10.47
22	The Haverford School	14:14.024	12		14:14.024	10.87
23	Sarasota Scullers Youth Rowing	14:14.160	35		14:14.160	10.88
24	Deerfield Academy	14:15.338	20		14:15.338	11.04
25	Lake Quinsigamond Community Rowing	14:25.702	14		14:25.702	12.38
26	Ignatius Chicago Crew - Men	14:04.757	22	+00:30 8B(3)	14:34.757	13.56
27	Scotia Glenville RA	14:43.547	31		14:43.547	14.7
28	Noble & Greenough School	14:44.747	17		14:44.747	14.85
29	Pomfret School	14:47.840	8		14:47.840	15.26
30	Brooks School Crew	14:56.271	26		14:56.271	16.35
31	Belmont Hill School	13:56.935	10	+01:00 1160(1)	14:56.935	16.44
32	Cold Spring Harbor Rowing Assoc.	15:02.802	27		15:02.802	17.2

33	Central Crew Club	14:09.558	19	+01:00 12I60(1)	15:09.558	18.08
34	Cambridge Rindge and Latin School	15:10.733	28		15:10.733	18.23
35	Tempe Junior Crew	15:13.506	33		15:13.506	18.59
36	Maclay Crew	15:18.268	16		15:18.268	19.21
37	Eton College	14:37.550	21	+03:00 13I120(1)12I60(1)	17:37.550	37.29
-	Northeastern University - Men		3		Scratch	

2004-12-01 10:30



Event: #24 Youth Fours Women

Status: Official

Place	Entry	Raw Time	Bow	Penalties/HC	Adjusted	%
1	✓ Princeton University- Women	14:34.865	1		14:34.865	
2	✓ Ottawa Rowing Club	14:42.439	27		14:42.439	0.87
3	St. Andrew Rowing Club	14:42.858	23		14:42.858	0.91
4	✓ Northeastern University - Women	14:47.087	4		14:47.087	1.4
5	Winsor School	15:02.504	2		15:02.504	3.16
6	Univ. of Tulsa - Women	15:04.182	24		15:04.182	3.35
7	Greenwich Academy	15:05.405	31		15:05.405	3.49
8	Ignatius Chicago Crew	15:17.989	34		15:17.989	4.93
9	Camp Randall Rowing Club	15:19.751	30		15:19.751	5.13
10	Philadelphia Girls Rowing Club	15:22.721	16		15:22.721	5.47
11	NorCal Crew	15:24.435	15		15:24.435	5.67
12	Holy Names Academy	15:25.369	11		15:25.369	5.77
13	Loyola Academy Rowing Assn.	14:56.675	8	+00:30 8I30(1)	15:26.675	5.92
14	Oregon Association of Rowers	15:26.764	28		15:26.764	5.93
15	Peninsula Aquatic Center Junior Crew	15:29.845	14		15:29.845	6.28
16	Tulsa Rowing Club	15:31.155	10		15:31.155	6.43
17	Friends of Shenendehowa Crew	15:34.361	5		15:34.361	6.8
18	Choate Rosemary Hall	15:36.070	9		15:36.070	7
19	The Gunnery School	15:40.031	12		15:40.031	7.45
20	Annapolis Juniors Crew	15:42.837	21		15:42.837	7.77
21	Thames River Sculls	15:43.170	7		15:43.170	7.81
22	Northfield Mount Hermon School	15:44.841	13		15:44.841	8
23	Buckingham Browne & Nichols School	15:50.193	17		15:50.193	8.61
24	Central Catholic High School	15:50.845	32		15:50.845	8.68
25	Pomfret School	15:57.885	26		15:57.885	9.49
26	Great Bay Rowing	16:01.063	20		16:01.063	9.85
27	Boston College Women's Rowing	16:05.061	6		16:05.061	10.31
28	Agnes Irwin School	16:10.895	29		16:10.895	10.98
29	Steel City Rowing Club	15:19.272	3	+01:00 7I60(1)	16:19.272	11.93
30	Tallahassee Area Crew	16:30.998	25		16:30.998	13.27
31	Schenectady Rowing Club	16:55.602	22		16:55.602	16.09
32	Noble & Greenough School	17:02.005	19		17:02.005	16.82

33	Cleveland Scholastic RA	17:25.628	18		17:25.628	19.52
34	G-Row Boston	18:08.927	33		18:08.927	24.47

2004-12-01 10:30



Event: #25 Grand-Master Singles Men


Status: Official

Place	Entry	Raw Time	Bow	Penalties/HC	Adjusted	%
1	✓ Dennis Ruane	14:56.213	5		14:56.213	
2	✓ Craig Leeds	14:57.066	24		14:57.066	0.1
3	✓ Kari Juurakko	14:57.827	3		14:57.827	0.18
4	✓ Richard Anderson	14:59.149	8		14:59.149	0.33
5	✓ William Prichett	15:04.710	10		15:04.710	0.95
6	Robert Slocum	15:05.560	2		15:05.560	1.04
7	Robert Sengstaken	15:06.640	1		15:06.640	1.16
8	Jack Meyer	15:09.567	6		15:09.567	1.49
9	Al Flanders	15:12.103	4		15:12.103	1.77
10	Robert Spousta	15:29.025	7		15:29.025	3.66
11	James Raymond	15:30.706	11		15:30.706	3.85
12	Dennis Whelan	15:33.157	13		15:33.157	4.12
13	Jaime Rubini	15:33.647	12		15:33.647	4.18
14	Patrice RIOUX	15:38.060	25		15:38.060	4.67
15	John Brisson	15:38.516	15		15:38.516	4.72
16	Michael Phelan	15:44.288	9		15:44.288	5.36
17	Roy Hopper	15:50.352	17		15:50.352	6.04
18	Wiley Wakeman	15:51.550	47		15:51.550	6.17
19	Paul Flory	15:57.207	20		15:57.207	6.81
20	Thomas Jones	15:57.328	40		15:57.328	6.82
21	Brian Thorne	16:00.744	14		16:00.744	7.2
22	Andrew Nelson	16:00.863	21		16:00.863	7.21
23	Edward Ford	16:02.665	19		16:02.665	7.41
24	John Yasaitis	15:56.433	18	+00:10 11B(1)	16:06.433	7.84
25	Courtney McCracken	16:15.381	46		16:15.381	8.83
26	Thomas Blake	16:16.537	44		16:16.537	8.96
27	Keith Robinson	16:21.329	34		16:21.329	9.5
28	Edward Williams	16:21.969	16		16:21.969	9.57
29	Peter Gross	16:23.321	27		16:23.321	9.72
30	Burke Carson	16:28.372	45		16:28.372	10.28
31	Stuart Miller	16:30.392	23		16:30.392	10.51
32	Richard Ricci	16:33.648	28		16:33.648	10.87
33	Joel Sachs	16:26.488	51	+00:10 6B(1)	16:36.488	11.19
34	John Tarrant	16:37.780	52		16:37.780	11.33
35	Jim Hanley	16:21.345	30	+00:20 6B(1)7B(1)	16:41.345	11.73
36	George Park	16:43.548	41		16:43.548	11.98
37	FRAN SUTTER	16:45.863	48		16:45.863	12.23
38	Dick Simitis	16:46.596	39		16:46.596	12.32
39	Bernard Karol	16:47.657	57		16:47.657	12.43
40	Brian Dawe	16:49.258	22		16:49.258	12.61
41	Alan Haight	16:50.886	36		16:50.886	12.8
42	Bob Schumacher	15:55.088	42	+01:00 13I60(1)	16:55.088	13.26
43	Donald Besser	16:56.477	32		16:56.477	13.42
44	Larry Elswit	17:05.832	29		17:05.832	14.46
45	Timothy Marcovy	17:11.207	53		17:11.207	15.06
46	Breuing KARl	17:17.628	56		17:17.628	15.78

47	rick clarke	17:23.498	59		17:23.498	16.43
48	James Strickland	17:28.720	55		17:28.720	17.02
49	Peter Lebourdais	17:37.183	35		17:37.183	17.96
50	Fred Krupp	16:46.353	31	+01:00 13I60(1)	17:46.353	18.98
51	Bill Bury	17:37.122	26	+00:10 15B(1)	17:47.122	19.07
52	Gregory Sciolla	18:02.955	58	+00:10 8B(1)	18:12.955	21.95
53	A. Hugh Scott	17:59.188	49	+00:20 8B(2)	18:19.188	22.65
54	Randal Bryant	18:38.030	54		18:38.030	24.75
55	Dimitri Ledkovsky	17:06.112	37	+01:40 8B(4)13B(6)	18:46.112	25.65
56	vincent chell	18:48.405	38		18:48.405	25.91
57	Kevin Flynn	18:59.109	50		18:59.109	27.1
58	Predrag Markovic	19:21.682	61		19:21.682	29.62
59	David Mackintosh	19:28.649	43		19:28.649	30.4
-	Sean Carolan		33		Scratch	
-	Philip Walker		60		Scratch	

2004-12-01 10:30





Event: #26 Grand-Master Singles Women

Status: Official

Place	Entry	Raw Time	Bow	Penalties/HC	Adjusted	%
1	✓ Judy Geer	16:23.740	1		16:23.740	
2	✓ linda kennett	16:44.446	3		16:44.446	2.1
3	Marie Hagelstein	16:56.680	4		16:56.680	3.35
4	Deliane Klein	17:14.296	2		17:14.296	5.14
5	Paula Meyer	17:05.845	18	+00:10 11B(1)	17:15.845	5.3
6	Marilyn Karl	17:33.051	8		17:33.051	7.05
7	Anne Sudar	17:36.362	6		17:36.362	7.38
8	sara hall	17:36.639	5		17:36.639	7.41
9	Patrice Glover	17:37.354	14		17:37.354	7.48
10	Liz Marshall	17:44.197	7		17:44.197	8.18
11	Diana Post	18:15.127	9	+00:10 7B(1)	18:25.127	12.34
12	Sara Johnson	18:29.065	10		18:29.065	12.74
13	Elise Sweet	18:53.479	11		18:53.479	15.22
14	Gilda Wainwright	18:55.381	17		18:55.381	15.41
15	Mary Jane Wurster	19:09.574	15		19:09.574	16.86
16	Carol Lyall	19:22.792	16		19:22.792	18.2
17	Wilma Breiland	19:26.584	12	+00:20 15B(2)	19:46.584	20.62
18	Bonnie Sashin	20:07.300	13		20:07.300	22.73

2004-12-01 10:31



Event: #27 Youth Eights Men

Status: Official

Place	Entry	Raw Time	Bow	Penalties/HC	Adjusted	%
1	✓ Charles River Rowing Assn.	11:28.450	1		11:28.450	
2	✓ Univ. of California, Berkeley	11:38.530	29		11:38.530	1.46
3	✓ Univ. of Pennsylvania - Men	11:41.237	5		11:41.237	1.86
4	✓ Princeton University - Men	11:42.488	33		11:42.488	2.04
5	✓ Brown University - Men	11:47.670	3		11:47.670	2.79
6	Frankfurter Rudergesellschaft Germania 1869	11:52.578	4		11:52.578	3.5
7	Yale University Boat Club	12:02.289	2		12:02.289	4.92
8	Harvard University	12:03.271	6		12:03.271	5.06
9	St. Georges School	12:05.406	14		12:05.406	5.37
10	St. Anthony's Crew	12:06.404	17		12:06.404	5.51
11	Sammamish Rowing Association	12:06.751	13		12:06.751	5.56
12	Boston University - Men	12:07.529	28		12:07.529	5.68
13	St. Augustine Prep HS	12:09.235	15		12:09.235	5.92
14	Thompson Boat Center	12:11.270	10		12:11.270	6.22
15	Chaminade High School	12:11.519	8		12:11.519	6.26
16	Eton College	12:12.045	39		12:12.045	6.33
17	Brunswick School	12:14.503	44		12:14.503	6.69
18	Winter Park High School	12:15.471	49		12:15.471	6.83
19	Princeton International Regatta Assoc.	12:15.639	35		12:15.639	6.85
20	Northeastern University - Men	12:16.682	32		12:16.682	7.01
21	St. Catharines Rowing Club	12:16.796	9		12:16.796	7.02
22	Marin Rowing Assn.	12:17.427	11		12:17.427	7.11
23	Green Lake Crew	12:18.063	7		12:18.063	7.21
24	St. John's Jesuit HS	12:18.891	12		12:18.891	7.33
25	Simsbury High School	12:23.397	19		12:23.397	7.98
26	Capital Crew	12:23.495	36		12:23.495	8
27	Friends of Pittsford Rowing	12:25.491	46		12:25.491	8.29
28	St. John's High School	12:26.090	20		12:26.090	8.37
29	Community Rowing, Inc.	12:26.972	22		12:26.972	8.5
30	St. Benedicts College	12:26.996	18		12:26.996	8.5
31	Univ. of Delaware - Men's Crew	12:31.022	30		12:31.022	9.09
32	Father Judge High	12:32.604	16		12:32.604	9.32

	School					
33	Sarasota Crew	12:43.166	50		12:43.166	10.85
34	Miami Rowing and Watersports Ctr.	12:44.344	53		12:44.344	11.02
35	Saratoga Rowing Assn.	12:45.531	24		12:45.531	11.2
36	Bonner Rowing Assoc.	12:54.115	27		12:54.115	12.44
37	Junipero Serra HS	12:55.096	25		12:55.096	12.59
38	Mendota Juniors	12:55.122	54		12:55.122	12.59
39	Columbus Rowing Club	12:56.588	43		12:56.588	12.8
40	Wilmington Youth Rowing Assn.	13:03.196	21		13:03.196	13.76
41	The Peddie School	13:06.969	51		13:06.969	14.31
42	Choate Rosemary Hall	12:17.358	26	+01:00 7I60(1)	13:17.358	15.82
43	Brighton Rowing Club	13:21.123	40		13:21.123	16.37
44	Abingdon School Boat Club	12:24.859	31	+01:00 12I60(1)	13:24.859	16.91
45	Friends of Niskayuna	13:27.408	52		13:27.408	17.28
46	Brewster Academy	13:29.502	23		13:29.502	17.58
47	New Canaan High School	13:29.722	38		13:29.722	17.62
48	Old Lyme Rowing Association	13:30.268	34		13:30.268	17.69
49	Northampton Youth and Community Rowing, Inc.	13:32.955	48		13:32.955	18.08
50	Riverfront Recapture, Inc.	13:53.661	55		13:53.661	21.09
51	Tabor Academy	13:55.668	42		13:55.668	21.38
52	Belmont Hill School	13:28.117	47	+00:30 12I30(1)	13:58.117	21.74
53	Litchfield Hills Rowing Club	14:40.616	45		14:40.616	27.91
54	Upper Canada College	12:59.612	37	+02:30 14B(3)13B(6)14I60(1)	15:29.612	35.03
-	Hawk Hill Rowing Club		41		Scratch	

2004-12-01 10:32



Event: #28 Youth Eights Women


Status: Official

Place	Entry	Raw Time	Bow	Penalties/HC	Adjusted	%
1	✓ Community Rowing, Inc.- Youth Program	13:07.580	2		13:07.580	
2	✓ EWRC	13:12.372	3		13:12.372	0.61
3	✓ Friends of Greenlake Crew	13:19.769	9		13:19.769	1.55
4	✓ Univ. of Virginia	13:25.779	1		13:25.779	2.31
5	✓ Brown University - Women	13:29.056	8		13:29.056	2.73
6	Radcliffe Crew	13:30.491	5		13:30.491	2.91
7	Duke University-Women	13:32.833	37		13:32.833	3.21
8	Norwalk River Youth Rowing	13:33.336	15		13:33.336	3.27
9	Yale University Women's Crew	13:34.964	16		13:34.964	3.48
10	Water Street Rowing	13:35.989	11		13:35.989	3.61
11	St. Catharines Rowing Club	13:38.218	7		13:38.218	3.89
12	Holy Names Academy	13:39.773	10		13:39.773	4.09
13	Boston University - Women	13:48.972	6		13:48.972	5.26
14	West Side Rowing Club	13:53.486	28		13:53.486	5.83
15	SUNY at Buffalo	13:56.920	47		13:56.920	6.26
16	South Niagara Rowing Club	13:58.112	13		13:58.112	6.42
17	Syracuse Chargers	14:01.489	27		14:01.489	6.84
18	Leon High School Crew	14:03.003	33		14:03.003	7.04
19	St. Ursula Academy Crew	14:03.441	26		14:03.441	7.09
20	Glastonbury High School	14:08.751	39		14:08.751	7.77
21	Fish Creek Crew	14:11.212	4		14:11.212	8.08
22	Stanton Rowing Foundation	14:12.221	14		14:12.221	8.21
23	Mount Saint Joseph Academy	14:15.609	20		14:15.609	8.64
24	Wayland-Weston Rowing Assoc.	14:16.067	25		14:16.067	8.7
25	Upper Arlington HS Crew	14:17.458	44		14:17.458	8.87
26	Havergal College	14:19.032	31		14:19.032	9.07
27	Friends of St. Anthony's	14:19.949	23		14:19.949	9.19
28	Friends of Shenendehowa Crew	14:20.703	38		14:20.703	9.28
29	Simsbury High School Girls Crew	14:21.827	18		14:21.827	9.43
30	Sarasota Crew	14:23.318	49		14:23.318	9.62

31	Niskayuna High School	14:24.171	48		14:24.171	9.72
32	OARS, Inc.	14:26.712	40		14:26.712	10.05
33	Northern Virginia R.C.	14:29.197	51		14:29.197	10.36
34	Row For It!	14:30.219	41		14:30.219	10.49
35	Dublin Crew Inc.	14:31.148	36		14:31.148	10.61
36	Mainland Regional High School	14:31.553	42		14:31.553	10.66
37	Notre Dame Academy Rowing	14:36.522	19		14:36.522	11.29
38	Prendie Rowing Association	14:38.668	45		14:38.668	11.57
39	Shrewsbury High School Crew	14:41.497	29		14:41.497	11.92
40	Winsor School	14:42.490	21		14:42.490	12.05
41	Shaker Rowing Assoc.	14:43.747	52		14:43.747	12.21
42	Greenwich Rowing Club	14:46.658	30		14:46.658	12.58
43	Cape Cod Rowing	15:07.700	24		15:07.700	15.25
44	Burnt Hills Rowing Assn.	15:17.914	46		15:17.914	16.55
45	Hudson River Rowing Assoc.	15:19.255	32		15:19.255	16.72
46	Los Gatos Rowing Club	14:19.455	12	+01:00 16I60(1)	15:19.455	16.74
47	Our Lady of Mercy Academy	15:20.010	50		15:20.010	16.81
48	Arlington Rowing Assn.	15:21.989	34		15:21.989	17.07
49	Toledo Rowing Club	15:22.070	22		15:22.070	17.08
50	Cambridge Rindge and Latin School	15:27.677	35		15:27.677	17.79
51	Bishop Eustace Prep School - Girls	14:33.974	17	+01:00 12I60(1)	15:33.974	18.59
52	Sagamore Rowing Assn.	15:23.169	43	+01:00 15I60(1)	16:23.169	24.83

2004-12-01 10:33






Event: #29 Master Fours Men

Status: Official

Place	Entry	Raw Time	Bow	Penalties/HC	Adjusted	%
1	✓ 1980 Rowing Club	13:04.052	1		13:04.052	
2	✓ Wilmington Rowing Center	13:06.872	2		13:06.872	0.36
3	Cambridge Boat Club	13:14.597	5		13:14.597	1.34
4	Rocky Mountain Rowing Club	13:15.832	6		13:15.832	1.5
5	Palm Beach Rowing Assn.	13:22.907	4		13:22.907	2.4
6	Riverside Boat Club	13:27.662	7		13:27.662	3.01
7	Greater Columbus Rowing Assn.	13:38.224	11		13:38.224	4.36
8	Florida Athletic Club	13:50.556	16		13:50.556	5.93
9	Long Beach Rowing Assn.	13:54.964	8		13:54.964	6.49
10	Kent Mitchell Rowing Club	14:09.832	12		14:09.832	8.39
11	Bulldog Rowing Club	14:11.347	3		14:11.347	8.58
12	Western Reserve Rowing Assn.	14:17.178	13		14:17.178	9.33
13	Maastrichtsche Watersport Club	14:20.772	17		14:20.772	9.79
14	Thames River Sculls	15:04.833	9		15:04.833	15.4
15	Duxbury Boat Club	15:11.545	10		15:11.545	16.26
16	Mount Holyoke Community Rowing	15:33.830	14		15:33.830	19.1
17	Swan Creek Rowing Club	15:39.598	18		15:39.598	19.84
18	Mohawk River Boat Club	15:04.622	15	+01:00 14I60(1)	16:04.622	23.03

2004-12-01 10:36






Event: #30 Master Fours Women

Status: Official

Place	Entry	Raw Time	Bow	Penalties/HC	Adjusted	%
1	Saugatuck Rowing Club	14:40.423	2		14:40.423	
2	Minneapolis Rowing Club	14:42.937	14		14:42.937	0.29
3	Toronto Sculling Club	14:48.989	12		14:48.989	0.97
4	Alabama Crew	14:51.154	3		14:51.154	1.22
5	Dresdner Ruderverein	15:02.875	1		15:02.875	2.55
6	Narragansett Boat Club	15:07.920	4		15:07.920	3.12
7	Great Bay Rowing	15:31.892	5		15:31.892	5.85
8	Alexandria Crew Boosters	15:45.506	9		15:45.506	7.39
9	Mendota Rowing Club	15:51.764	6		15:51.764	8.1
10	Rocky Mountain Rowing Club	15:56.541	15		15:56.541	8.65
11	Piermont Rowing Club	15:56.621	8		15:56.621	8.65
12	Hudson River Rowing Assoc.	15:59.734	11		15:59.734	9.01
13	Tallahassee Rowing Club	16:05.450	7		16:05.450	9.66
14	Greenwich Rowing Club	16:24.998	13		16:24.998	11.88
15	Carnegie Lake Rowing Assn.	17:09.055	10		17:09.055	16.88

2004-12-01 10:37






Event: #31 Senior-Master Fours Men

Status: Official

Place	Entry	Raw Time	Bow	Penalties/HC	Adjusted	%
1	Kept Mitchell Rowing Club	13:35.232	2		13:35.232	
2	Marin Rowing Assn.	13:40.203	3		13:40.203	0.61
3	Wilmington Rowing Center	14:21.164	12		14:21.164	5.63
4	Toronto Sculling Club	14:33.187	1		14:33.187	7.11
5	Friends of Detroit Rowing	14:38.100	10		14:38.100	7.71
6	Martha's Vineyard Rowing Club	14:40.072	4		14:40.072	7.95
7	Cambridge Boat Club	14:44.222	5		14:44.222	8.46
8	Hanlan Boat Club	15:01.796	9		15:01.796	10.62
9	Friends of WPI Rowing	15:10.457	6		15:10.457	11.68
10	Blood Street Sculls	15:22.828	11		15:22.828	13.2
11	Ancient Mariners Rowing Club	15:26.854	13		15:26.854	13.69
12	Reale Circolo Canottieri Tevere Remo	15:50.965	15		15:50.965	16.65
13	Farmington Valley Rowing Assn.	15:55.832	14		15:55.832	17.25
14	Molesey Boat Club	17:20.279	7		17:20.279	27.61
-	Team Attager		8		DNS	

2004-12-01 10:38





Event: #32 Senior-Master Fours Women

Status: Official

Place	Entry	Raw Time	Bow	Penalties/HC	Adjusted	%
1	Conibear Rowing Club	15:27.590	10		15:27.590	
2	Portland Boat Club	15:30.545	2		15:30.545	0.32
3	Seattle Yacht Club Rowing Foundation	15:33.455	13		15:33.455	0.63
4	Community Rowing, Inc.	15:43.776	1		15:43.776	1.74
5	San Diego Rowing Club	15:53.980	4		15:53.980	2.85
6	Mendota Rowing Club	16:04.542	12		16:04.542	3.98
7	New Haven Rowing Club	16:08.336	11		16:08.336	4.39
8	Narragansett Boat Club	16:10.561	5		16:10.561	4.63
9	Martha's Moms Rowing Club	16:13.015	9		16:13.015	4.9
10	Farmington Valley Rowing Assn.	16:17.082	7		16:17.082	5.34
11	Pocock Rowing Center	16:20.248	14		16:20.248	5.68
12	Greater Columbus Rowing Assn.	16:36.498	3		16:36.498	7.43
13	Row As One Institute, Inc.	17:32.611	8		17:32.611	13.48
14	Marin Rowing Assn.	18:50.182	6	+01:00 5160(1)	19:50.182	28.31

2004-12-01 10:40



1	Robert Blunt	06:15.109	11:25.851	14:32.444	44		14:32.444
2	David Gleeson	06:15.097	11:28.960	14:34.378	3		14:34.378 0.2
3	John Tracey	06:13.222	11:27.805	14:35.171	1		14:35.171 0.3
4	John Tunnicliffe	06:05.233	11:27.962	14:46.452	7		14:46.452 1.6
5	Gregory Benning	06:26.606	11:37.973	14:46.930	26		14:46.930 1.6
6	Charlie Andrews	06:19.041	11:40.817	14:50.224	29		14:50.224 2.0
7	Jamie Gordon	06:19.145	11:34.560	14:40.524	2	+00:10 7B(1)	14:50.524 2.0
8	Iain Pritchard	06:28.187	11:40.489	14:50.544	5		14:50.544 2.0
9	James Manson	06:25.047	11:43.558	14:52.731	4		14:52.731 2.3
10	Frank Rowe	06:21.392	11:35.530	14:52.749	31		14:52.749 2.3
11	Patrick Cotter	06:19.192	11:39.297	14:55.720	12		14:55.720 2.6
12	Joseph Michels	06:17.643	11:32.361	14:45.796	30	+00:10 8B(1)	14:55.796 2.6
13	Scott Davies	06:28.250	11:46.754	15:00.477	9		15:00.477 3.2
14	David Gray	06:22.359	11:45.638	15:01.660	13		15:01.660 3.3
15	Blair Crawford	06:24.793	11:45.724	15:04.481	20		15:04.481 3.6
16	Richard Lewis	06:23.562	11:43.880	15:06.471	8		15:06.471 3.7
17	Daniel Chernoff	06:28.282	11:50.313	15:07.103	10		15:07.103 3.9
18	Steve Schmitt	06:32.228	11:57.476	15:07.334	54		15:07.334 4.0
19	Ed Hewitt	06:27.634	11:51.792	15:10.042	53		15:10.042 4.3
20	Michael Totta	06:24.619	12:00.273	15:11.466	11		15:11.466 4.4
21	John Lindberg	06:31.291	11:51.892	15:03.494	42	+00:10 11B(1)	15:13.494 4.7
22	Thomas John Murphy	06:26.097	11:53.012	15:15.870	6		15:15.870 4.9
23	Marc Daemen	06:35.568	12:00.216	15:17.013	17		15:17.013 5.1
24	Arthur Santry	06:33.243	12:03.301	15:19.925	14		15:19.925 5.4
25	James Stock	06:36.743	12:03.150	15:20.571	15		15:20.571 5.5
26	Ed Gribbin	06:40.271	12:05.132	15:22.042	50		15:22.042 5.6
27	Scott Jones		12:04.878	15:26.151	18		15:26.151 6.1
28	Mark Findeis	06:40.409	12:09.923	15:32.618	21		15:32.618 6.1
29	Chip Matthes	06:46.304	12:17.891	15:35.080	23		15:35.080 7.1
30	paul boland	06:33.793	11:57.935	15:11.022	51	+00:30 6B(2)12B (1)	15:41.022 7.8
31	Phillip Brackett	06:40.069	12:13.950	15:41.091	52		15:41.091 7.8
32	Eric Watne	06:45.620	12:23.303	15:42.943	55		15:42.943 8.0
33	Andrew Kirk	06:48.223	12:26.934	15:52.322	16		15:52.322 9.7
34	Alexander Cook	06:45.694	12:25.923	15:57.397	45		15:57.397 9.7
35	James Ames	06:50.699	12:28.416	16:02.351	19		16:02.351 10
36	Simon Prosser	06:42.922	12:16.250	15:43.009	33	+00:20 7B(2)	16:03.009 10
37	Stephen Burt	06:41.595	12:32.595	16:06.962	34		16:06.962 10
38	Harborne Stuart	06:55.913	12:40.343	16:08.033	22		16:08.033 10
39	Richard Wegryn	06:40.440	12:41.380	15:58.052	48	+00:10 10B(1)	16:08.052 10
40	Jamie Whalen	06:47.487	12:40.904	16:09.744	36		16:09.744 11
41	Mark Davis	06:47.682	12:23.842	15:52.069	38	+00:30 8B(3)	16:22.069 12
42	James Polcari	06:59.736	12:49.083	16:29.318	25		16:29.318 13
43	brian kapeluch	06:50.929	12:39.302	16:27.219	27	+00:10 13B(1)	16:37.219 14
44	Thomas Paul	07:14.768	13:13.176	16:52.170	32		16:52.170 16
45	eric egan	07:16.604	13:13.570	16:54.144	37		16:54.144 16
46	John Dundon	06:51.177	12:52.210	16:30.341	43	+00:30 9B(3)	17:00.341 16
47	Patrick Guida	07:12.122	13:20.374	17:05.271	40		17:05.271 17
48	Mark Schmidt	06:53.614	12:36.611	16:05.653	39	+01:00 11I60(1)	17:05.653 17
49	Edward McGuinn	07:18.068	13:22.996	17:08.560	49		17:08.560 17
50	John Battaglia	07:22.884	13:10.572	16:49.768	28	+00:20 9B(2)	17:09.768 18
51	Robert Bettigole	07:15.203	13:37.654	17:11.013	46		17:11.013 18
52	Steven Isaac	07:33.598	13:30.458	17:13.408	47	+00:40 8B(4)	17:53.408 23
53	Ernie Parizeau	08:16.425	14:44.733	18:24.122	41		18:24.122 26
-	Tolly Allen				24		Scratch
-	James Stebbins				35		DNS

Event: #34 Senior-Master Singles Women

Status: Official

Place	Entry	Raw Time	Bow	Penalties/HC	Adjusted	%
1	✓ Ellen Kennelly	15:43.915	2		15:43.915	
2	✓ Margarita Jekabsons	15:49.647	1		15:49.647	0.61
3	Saiya Remmler	16:06.764	9		16:06.764	2.42
4	C.B. Sands-Bohrer	16:20.718	5		16:20.718	3.9
5	Charmie Curran	16:27.304	3		16:27.304	4.6
6	Patty Perry-Jones	16:39.659	7		16:39.659	5.91
7	Pamela Raila	16:40.689	8		16:40.689	6.01
8	Catherine Coffman	16:52.395	13		16:52.395	7.25
9	Lisa Kunze	17:02.763	4		17:02.763	8.35
10	Alison Sanders-Fleming	17:08.048	6		17:08.048	8.91
11	Eleanor Kollmar	17:12.109	16		17:12.109	9.34
12	marlene susienka	17:13.742	17		17:13.742	9.52
13	Kathryn Furano	17:17.636	11		17:17.636	9.93
14	Annette Forster	17:35.858	12		17:35.858	11.86
15	Michelle Mowry	18:17.775	14		18:17.775	16.3
16	Stephanie Boyd	18:32.321	15	+01:00 9B(2)15B(2)8B(1)14B(1)	19:32.321	24.2
17	Barbara Handler	19:19.711	10	+01:00 12I60(1)	20:19.711	29.22
-	Therese Maher		18		Scratch	

2004-12-01 10:41

Event: #35 Collegiate Eights Men

Status: Official

Place	Entry	Raw Time	Bow	Penalties/HC	Adjusted	%
1	✓ Trinity College	11:29.384	6		11:29.384	
2	✓ Minerva Rowing Club	11:43.739	1		11:43.739	2.08
3	✓ St. Joseph's University	11:48.200	3		11:48.200	2.73
4	✓ Florida Institute of Technology - Men	11:49.098	7		11:49.098	2.86
5	✓ Univ. of Colorado	11:50.471	5		11:50.471	3.06
6	Charles River Rowing Assn.	11:51.517	15		11:51.517	3.21
7	Friends of Georgia Tech Crew	11:52.424	45		11:52.424	3.34
8	Thunderbird Rowing Center	11:53.809	33		11:53.809	3.54
9	Hobart and William Smith Colleges	11:54.743	38		11:54.743	3.68
10	McGill University	11:54.858	9		11:54.858	3.7
11	U.S. Coast Guard Academy-Men	11:55.058	2		11:55.058	3.72
12	Brock University Rowing Club	11:56.426	35		11:56.426	3.92
13	Rochester Institute of Technology-Men	11:59.216	17		11:59.216	4.33
14	Texas Crew	12:00.502	4		12:00.502	4.51
15	Mercyhurst College	12:01.250	31		12:01.250	4.62
16	Harvard University	12:02.156	37		12:02.156	4.75
17	Univ. of Michigan-Men	12:02.535	29		12:02.535	4.81
18	Wesleyan University-Men	12:02.718	13		12:02.718	4.84
19	Lehigh University - Men	12:03.123	20		12:03.123	4.89
20	Queen's University, Canada	12:03.413	16		12:03.413	4.94
21	MIT Boat Club	12:05.245	14		12:05.245	5.2
22	Bubbly Creek Rowing Foundation	12:07.621	36		12:07.621	5.55
23	Colby College - Men's crew	12:10.295	18		12:10.295	5.93
24	U.S. Military Academy	12:10.301	28		12:10.301	5.94
25	UCLA Marina Aquatic Ctr.	12:11.756	42		12:11.756	6.15
26	Univ. of California - San Diego	12:15.877	41		12:15.877	6.74
27	Worcester Polytechnic Institute	12:16.641	21		12:16.641	6.85
28	Duke University-Men	12:17.665	34		12:17.665	7
29	Tufts University	12:18.022	22		12:18.022	7.06
30	Univ. of New Hampshire - Men	12:18.432	26		12:18.432	7.11

31	Ithaca College	12:21.851	19		12:21.851	7.61
32	UMass Amherst - Men	12:22.175	10		12:22.175	7.66
33	Williams College Boat Club	12:25.944	11		12:25.944	8.2
34	Univ. of Vermont	12:33.148	44		12:33.148	9.25
35	Rensselaer Crew	12:35.372	32		12:35.372	9.57
36	Loyola College - Men	12:35.859	39		12:35.859	9.64
37	Johns Hopkins University	12:37.989	23		12:37.989	9.95
38	Univ. of Rhode Island - Men	12:38.424	8		12:38.424	10.01
39	Univ. of Minnesota-Men	12:45.904	30		12:45.904	11.1
40	Boston College Crew - Men	12:49.951	25		12:49.951	11.69
41	UConn Men's Crew	13:05.483	40		13:05.483	13.94
42	Skidmore College	13:07.368	43		13:07.368	14.21
43	Hamilton Crew	13:00.408	24	+00:30 13I30(1)	13:30.408	17.56
44	Holy Cross College - Men	12:06.792	12	+02:10 8B(7)8I60(1)	14:16.792	24.28
45	Bucknell University - Men	13:35.916	27	+03:30 12I60(1)16I120(1)13B(3)	17:05.916	48.82

2004-12-01 10:42



Event: #36 Collegiate Eights Women


Status: Official

Place	Entry	Raw Time	Bow	Penalties/HC	Adjusted	%
1	✓ Minerva Rowing Club	12:50.999	35		12:50.999	
2	✓ Univ. of Louisville	12:57.577	2		12:57.577	0.85
3	✓ West Virginia University	13:15.854	4		13:15.854	3.22
4	✓ SUNY at Buffalo	13:17.745	6		13:17.745	3.47
5	✓ San Diego State University	13:20.017	34		13:20.017	3.76
6	Villanova University - Women	13:20.192	9		13:20.192	3.79
7	Smith College	13:28.081	7		13:28.081	4.81
8	Trinity College	13:28.668	19		13:28.668	4.89
9	Colgate University Women	13:29.422	11		13:29.422	4.98
10	Trent University	13:29.561	37		13:29.561	5
11	Univ. of Dayton Rowing	13:34.125	15		13:34.125	5.59
12	Holy Cross College - Women	13:35.887	31		13:35.887	5.82
13	Queen's University, Canada	13:37.138	1		13:37.138	5.98
14	Hobart and William Smith Colleges	13:39.672	18		13:39.672	6.31
15	Drexel University	13:40.318	25		13:40.318	6.4
16	Worcester Polytechnic Institute	13:40.839	49		13:40.839	6.46
17	Ithaca College	13:41.452	10		13:41.452	6.54
18	Univ. of Connecticut - Women	13:44.584	17		13:44.584	6.95
19	Mount Holyoke College	13:48.761	44		13:48.761	7.49
20	Barry University	13:49.387	41		13:49.387	7.57
21	U.S. Coast Guard Academy - Women	13:49.604	3		13:49.604	7.6
22	Georgia Tech Crew	13:49.781	42		13:49.781	7.62
23	Army Women's Rowing	13:49.876	40		13:49.876	7.64
24	St. Lawrence University	13:49.920	39		13:49.920	7.64
25	Wesleyan University - Women	13:50.687	27		13:50.687	7.74
26	Williams College Rowing Assn.	13:35.582	8	+00:20 12B(2)	13:55.582	8.38
27	Tufts University	13:55.778	16		13:55.778	8.4
28	McGill University	13:56.453	32		13:56.453	8.49
29	St. Joseph's University	13:56.616	33		13:56.616	8.51
30	Rochester Institute of Technology - Women	13:58.663	23		13:58.663	8.78
31	Vassar College	13:59.461	12		13:59.461	8.88
32	Univ. of New Hampshire - Women	14:01.238	21		14:01.238	9.11
33	Simmons College	13:52.128	26	+00:10 13B(1)	14:02.128	9.23

34	Texas Crew	14:02.469	38		14:02.469	9.27
35	Lehigh University - women	14:02.684	5		14:02.684	9.3
36	Univ. of Delaware- Women	14:03.538	22		14:03.538	9.41
37	Northwestern University	14:08.420	36		14:08.420	10.04
38	St. Mary's College	14:09.894	47		14:09.894	10.23
39	Union College	14:11.421	48		14:11.421	10.43
40	Florida Tech Women's Rowing	14:15.521	43		14:15.521	10.96
41	Hamilton College	14:21.853	29		14:21.853	11.78
42	Mystic Valley Rowing Assn.	14:22.310	46		14:22.310	11.84
43	Middlebury College- Women's Crew	14:25.066	45		14:25.066	12.2
44	Wellesley College	14:30.850	50		14:30.850	12.95
45	Bates College Women's Rowing	14:03.272	30	+00:30 13I30(1)	14:33.272	13.26
46	Univ. of Colorado	14:51.295	24		14:51.295	15.6
47	Bucknell University- Women	14:12.149	28	+00:40 13B(3)12B(1)	14:52.149	15.71
48	Fairfield University	14:57.621	20		14:57.621	16.42
49	Marist College - Women	14:16.461	13	+01:10 11B(1)7I60(1)	15:26.461	20.16
50	Univ. of Rhode Island - Women	13:59.174	14	+02:00 10I60(1)10U(1)	15:59.174	24.41

2004-12-01 10:42






Event: #37 Master Singles Men

Status: Official

Place	Entry	Raw Time	Bow	Penalties/HC	Adjusted	%
1	✓ Russell Cone	14:02.517	1		14:02.517	
2	✓ Dan DeBonis	14:12.648	9		14:12.648	1.2
3	✓ Daniel Martin	14:18.850	14		14:18.850	1.94
4	Marc Gwadz	14:26.848	18		14:26.848	2.89
5	Jonathan Grant	14:28.990	3		14:28.990	3.14
6	Rob White	14:30.487	2		14:30.487	3.32
7	Marc Duby	14:34.102	4		14:34.102	3.75
8	Michael Sivigny	14:34.501	8		14:34.501	3.8
9	Tony Biernacki	14:42.235	20		14:42.235	4.71
10	GREG DARRAH	14:44.957	10		14:44.957	5.04
11	scot killen	15:00.544	5		15:00.544	6.89
12	pedro de Movellan	15:02.909	16		15:02.909	7.17
13	Stephen Gantz	15:04.070	6		15:04.070	7.31
14	James Pierce	15:14.122	19		15:14.122	8.5
15	Joshua Bers	15:19.938	21		15:19.938	9.19
16	Oli Rosenblatt	15:26.590	13		15:26.590	9.98
17	Robert McGurrin	15:58.752	12		15:58.752	13.8
18	Matthew Collins	16:16.025	11		16:16.025	15.85
19	John Biddle	17:11.491	7		17:11.491	22.43
20	Bruce White	17:18.895	22		17:18.895	23.31
21	Michael J. Smith	16:19.113	15	+01:30 8B(3)8I60(1)	17:49.113	26.9
-	Wayne Partridge		17		Scratch	

2004-12-01 10:43






Event: #38 Master Singles Women

Status: Official

Place	Entry	Raw Time	Bow	Penalties/HC	Adjusted	%
1	✓ Lindsay Burns	15:30.181	1		15:30.181	
2	✓ Joanna Rubini	15:41.381	5		15:41.381	1.2
3	✓ Amy Howat	15:44.126	2		15:44.126	1.5
4	Heidi McGee	15:59.726	9		15:59.726	3.18
5	Sophie Evans	16:09.435	3		16:09.435	4.22
6	Linda Miller	16:13.319	18		16:13.319	4.64
7	catherine truman	16:21.688	11		16:21.688	5.54
8	Izzie Brown	16:22.724	19		16:22.724	5.65
9	Mitz Carr	16:09.359	4	+00:20 14B(2)	16:29.359	6.36
10	Michele Murphy	16:43.228	12		16:43.228	7.85
11	Kacey Elfstrom	16:57.040	6		16:57.040	9.34
12	Kristen Erickson	16:59.492	13		16:59.492	9.6
13	Karen Wiemer	17:01.947	20		17:01.947	9.87
14	Kelly Pierce	17:02.684	7		17:02.684	9.94
15	Kirsten deBiasi	17:06.419	15		17:06.419	10.35
16	Amber Tutton	17:08.490	8		17:08.490	10.57
17	Laura Gerken	17:10.347	16		17:10.347	10.77
18	Eden Venti	17:10.432	10		17:10.432	10.78
19	Claire Brown	17:30.999	17		17:30.999	12.99
20	Megan Callahan	17:37.308	14		17:37.308	13.67

2004-12-01 10:43





Event: #39 Lightweight Fours Men

Status: Official

Place	Entry	Raw Time	Bow	Penalties/HC	Adjusted	%
1	Ottawa Rowing Club	12:26.740	3		12:26.740	
2	Cornell University Men's Crew	12:51.924	5		12:51.924	3.37
3	Undine Barge Club	12:57.902	2		12:57.902	4.17
4	King's Crown Rowing Assn.	12:58.189	13		12:58.189	4.21
5	Don Rowing Club	13:02.202	12		13:02.202	4.75
6	Penn AC	13:05.687	6		13:05.687	5.22
7	Hoya Boat Club	13:16.618	10		13:16.618	6.68
8	U.S. Naval Academy-Ltwts	13:33.057	4		13:33.057	8.88
9	Univ. of Delaware - Men's Crew	13:35.308	7		13:35.308	9.18
10	Charles River Rowing Assn.	14:14.814	8		14:14.814	14.47
11	Fordham University	13:21.792	9	+01:00 13I60(1)	14:21.792	15.41
12	Cleveland Rowing Foundation	14:28.766	11		14:28.766	16.34
-	USRowing		1		Scratch	

2004-12-01 10:43




Event: #40 Lightweight Fours Women

Status: Official

Place	Entry	Raw Time	Bow	Penalties/HC	Adjusted	%
1	✓ Radcliffe Crew	14:25.688	9		14:25.688	
2	✓ Undine Barge Club	14:30.914	1		14:30.914	0.6
3	Brock University Rowing Club	14:39.600	2		14:39.600	1.61
4	Community Rowing, Inc.	14:47.944	13		14:47.944	2.57
5	Princeton University- Women	14:51.745	8		14:51.745	3.01
6	Minnesota Boat Club	14:57.481	3		14:57.481	3.67
7	Carnegie Mellon University - women	15:00.912	12		15:00.912	4.07
8	Nereid Boat Club	15:04.698	5		15:04.698	4.51
9	Chicago Rowing Center Lightweights	15:26.008	4		15:26.008	6.97
10	McGill University	15:30.860	14		15:30.860	7.53
11	Tech Women	16:32.075	7		16:32.075	14.6
12	Rio Salado RC	16:37.931	15		16:37.931	15.28
13	Univ. of California - San Diego	16:38.000	10		16:38.000	15.28
14	Hoya Boat Club	23:42.825	6		23:42.825	64.36
-	Port Moody Rowing Centre		11		Disqualified	

2004-12-01 10:44






Event: #41 Lightweight Singles Men

Status: Official

Place	Entry	Raw Time	Bow	Penalties/HC	Adjusted	%
1	✓ Ingo Euler	13:53.399	30		13:53.399	
2	Rob Zechmann	14:06.728	19		14:06.728	1.6
3	✓ Sean Wolf	14:08.992	6		14:08.992	1.87
4	✓ Richard Montgomery	14:09.911	1		14:09.911	1.98
5	Stephen Arthur-Wong	14:10.522	4		14:10.522	2.05
6	Justin Steigerwalt	14:12.287	3		14:12.287	2.27
7	Rob Potton	14:17.017	9		14:17.017	2.83
8	Gabriel Winkler	14:00.863	18	+00:20 13B(1)8B(1)	14:20.863	3.3
9	Matt Jensen	14:22.615	33		14:22.615	3.51
10	Ben Hutz	14:27.108	20		14:27.108	4.04
11	Cody Lowry	14:27.326	10		14:27.326	4.07
12	Eric Wilhelm	14:28.139	5		14:28.139	4.17
13	Gavin Frase	14:31.585	2		14:31.585	4.58
14	Jeffrey Anchukaitis	14:32.047	7		14:32.047	4.64
15	Jeffrey Dunbrack	14:32.277	21		14:32.277	4.66
16	Daniel Urevick-Ackelsberg	14:33.389	26		14:33.389	4.8
17	Jan Weissenberger	14:35.090	8		14:35.090	5
18	Jose Arellano	14:37.435	16		14:37.435	5.28
19	Andrew Bellerby	14:41.615	11		14:41.615	5.79
20	Brian Tryon	14:43.019	34		14:43.019	5.95
21	Ming-Chang Tsai	14:49.896	12		14:49.896	6.78
22	Nabeel Shirazi	15:10.783	15		15:10.783	9.29
23	Stephen Ross	15:11.294	13		15:11.294	9.35
24	William Kalenius IV	15:21.309	29		15:21.309	10.55
25	Joji Ishikawa	15:36.537	31		15:36.537	12.38
26	drew scobie	14:57.904	17	+00:40 9B(1)9I30(1)	15:37.904	12.54
27	Steven Georgalis	15:41.420	24		15:41.420	12.96
28	Christopher Akana	15:46.248	23		15:46.248	13.54
29	Andrew Steeves	15:55.728	14		15:55.728	14.68
30	Nathan Clement	16:14.202	25	+00:10 8B(1)	16:24.202	18.09
31	Paul Cannistraro	17:09.219	28		17:09.219	23.5
-	Thomas Lee		22		Scratch	
-	Michael Mai		27		Scratch	
-	Lee Gresham		32		Scratch	

2004-12-01 10:44





Event: #42 Lightweight Singles Women

Status: Official

Place	Entry	Raw Time	Bow	Penalties/HC	Adjusted	%
1	Heather Moon	15:21.040	19		15:21.040	
2	Julia Nichols	15:30.022	3		15:30.022	0.98
3	Genevieve Meredith	15:31.027	1		15:31.027	1.08
4	Daniela Nachazelova	15:31.091	9		15:31.091	1.09
5	Wendy Campanella	15:34.488	12		15:34.488	1.46
6	Amy Westenfeld	15:38.708	16		15:38.708	1.92
7	Sheryl Preston	15:43.710	15		15:43.710	2.46
8	Erin Burton	15:47.274	6		15:47.274	2.85
9	Hannah Moore	15:48.085	13		15:48.085	2.94
10	Sarah White	15:49.919	4		15:49.919	3.14
11	Trish Miles	15:59.570	21		15:59.570	4.18
12	Grace Royalty	15:50.564	2	+00:10 7B(1)	16:00.564	4.29
13	Catherine Infantino	16:02.310	5		16:02.310	4.48
14	SaraMai Conway	16:23.980	8		16:23.980	6.83
15	Mary Ottinger	16:24.724	11		16:24.724	6.91
16	Katie Spiker	16:29.879	10		16:29.879	7.47
17	Alicia Cole	16:30.678	25		16:30.678	7.56
18	claire kostrzewski	16:33.746	14		16:33.746	7.89
19	Laura Spence	16:40.943	20		16:40.943	8.68
20	Stephanie Jarvis	16:48.976	24		16:48.976	9.55
21	Susan Casey	17:05.627	18	+00:10 7B(1)	17:15.627	12.44
22	Kathleen Killilea	17:04.194	23	+00:30 9B(2)13B(1)	17:34.194	14.46
-	Maria Picone		7		Scratch	
-	Dusty Darley		17		Scratch	
-	Melissa Babb		22		Scratch	

2004-12-01 10:44



Event: #43 Lightweight Eights Men

Status: Official

Place	Entry	Raw Time	Bow	Penalties/HC	Adjusted	%
1	✓ New York Athletic Club	11:14.866	1		11:14.866	
2	✓ U.S. Naval Academy-Ltwts	11:18.312	5		11:18.312	0.51
3	✓ Riverside Boat Club	11:25.854	21		11:25.854	1.63
4	Princeton University-Men	11:26.814	4		11:26.814	1.77
5	Hoya Boat Club	11:27.633	11		11:27.633	1.89
6	Yale University	11:28.021	2		11:28.021	1.95
7	Charles River Rowing Assn.	11:29.119	6		11:29.119	2.11
8	Quaker Rowing Club	11:30.442	7		11:30.442	2.31
9	Cornell University Men's Crew	11:32.237	8		11:32.237	2.57
10	Raritan Valley Rowing Assn	11:37.907	17		11:37.907	3.41
11	Harvard University	11:39.727	16		11:39.727	3.68
12	Minnesota Rowing Bison	11:41.936	15		11:41.936	4.01
13	Marin Boat Club	11:46.429	10		11:46.429	4.68
14	Boston College Crew - Men	11:47.960	12		11:47.960	4.9
15	Brock University Rowing Club	11:48.091	3		11:48.091	4.92
16	Quinte Rowing Club	11:48.969	9		11:48.969	5.05
17	Dartmouth Rowing Club	11:57.955	13		11:57.955	6.38
18	Holy Cross College - Men	12:15.102	20		12:15.102	8.93
19	Univ. of California Davis - Men	12:15.906	19		12:15.906	9.04
20	MIT Boat Club	12:16.258	18		12:16.258	9.1
21	Univ. of Delaware - Men's Crew	12:01.023	14	+01:20 12B(5)8I30(1)	13:21.023	18.69

11:48.6093

2004-12-01 10:45

Event: #44 Lightweight Eights Women

Status: Official

Place	Entry	Raw Time	Bow	Penalties/HC	Adjusted	%
1	✓ Riverside Boat Club	12:45.615	1		12:45.615	
2	✓ Princeton University-Women	13:12.751	3		13:12.751	3.54
3	Boston Rowing Center	13:33.516	10		13:33.516	6.26
4	Quinte Rowing Club	13:40.004	16		13:40.004	7.1
5	Fish Creek Crew	13:51.010	12		13:51.010	8.54
6	Cambridge Boat Club	13:51.368	14		13:51.368	8.59
7	Hoya Boat Club	13:51.382	4		13:51.382	8.59
8	Tech Women	14:00.809	8		14:00.809	9.82
9	Atlanta Rowing Club	14:05.735	11		14:05.735	10.46
10	Stanford University-Women	14:06.348	6		14:06.348	10.54
11	Cal Berkeley Women's Ltwt Rowing	14:16.404	7		14:16.404	11.86
12	Radcliffe Association of Rowing Alumnae	14:29.963	15		14:29.963	13.63
13	Villanova University - Women	14:54.722	9		14:54.722	16.86
14	Susquehanna University	15:26.404	13		15:26.404	21
-	Radcliffe Crew		2		Scratch	
-	Ottawa Rowing Club		5		Disqualified	

2004-12-01 10:45



Event: #45 Championship Fours Men

Status: Official

Place	Entry	Raw Time	Bow	Penalties/HC	Adjusted	%
1	✓ USRowing	12:12.430	13		12:12.430	
2	✓ Harvard University	12:12.663	3		12:12.663	0.03
3	✓ Vesper Boat Club	12:26.114	6		12:26.114	1.87
4	Penn AC	12:28.064	22		12:28.064	2.13
5	Univ. of Wisconsin-Men	12:35.981	7		12:35.981	3.22
6	Princeton University-Men	12:37.729	2		12:37.729	3.45
7	Boston University A	12:41.565	11		12:41.565	3.98
8	Univ. of California, Berkeley	12:41.633	5		12:41.633	3.99
9	Camp Randall Rowing Club	12:41.662	1		12:41.662	3.99
10	Brown University - Men	12:42.290	4		12:42.290	4.08
11	U.S. Naval Academy-Men	12:44.728	18		12:44.728	4.41
12	Baker's Auto BC	12:46.014	12		12:46.014	4.59
13	Cornell University Men's Crew	12:46.717	9		12:46.717	4.68
14	Black Sheep Rowing Club	12:48.982	17		12:48.982	4.99
15	Univ. of Rochester Crew	12:56.795	24		12:56.795	6.06
16	Charles River Rowing Assn.	12:58.641	8		12:58.641	6.31
17	Leander Boat Club	13:01.940	16		13:01.940	6.76
18	Yale University	13:02.718	10		13:02.718	6.87
19	Boston University B	13:10.738	14		13:10.738	7.96
20	Black Prince Boat Club	13:12.701	20		13:12.701	8.23
21	Univ. of Chicago	13:22.032	25		13:22.032	9.5
22	Univ. of Pittsburgh	13:32.510	23		13:32.510	10.93
23	Bates College Men's Rowing	13:33.958	19		13:33.958	11.13
24	Colby College - Men's crew	13:52.944	21		13:52.944	13.72
25	Washington College - Men's Crew	14:05.188	15		14:05.188	15.4

2004-12-01 10:46



Event: #46 Championship Fours Women

Status: Official

Place	Entry	Raw Time	Bow	Penalties/HC	Adjusted	%
1	London Training Center	13:32.448	1		13:32.448	
2	✓ Vesper Boat Club	13:37.528	2		13:37.528	0.63
3	✓ Univ. of Victoria	13:50.316	4		13:50.316	2.2
4	Univ. of British Columbia	13:58.291	13		13:58.291	3.18
5	Univ. of California, Los Angeles	14:06.142	6		14:06.142	4.15
6	Univ. of Virginia	14:13.548	5		14:13.548	5.06
7	Yale University Women's Crew	14:14.071	7		14:14.071	5.12
8	Princeton University-Women	14:15.978	8		14:15.978	5.36
9	Univ. of Michigan-Women	14:21.183	9		14:21.183	6
10	Brown University - Women	14:21.801	3		14:21.801	6.07
11	New York Athletic Club	14:23.160	11		14:23.160	6.24
12	EWRC	14:24.776	15		14:24.776	6.44
13	Univ. Of Texas- Austin	14:24.996	10		14:24.996	6.47
14	DeWolfe Rowing Club	14:32.071	12		14:32.071	7.34
15	1992 Olympic RC-Death Warmed Over	14:39.845	18		14:39.845	8.3
16	Simon Fraser Univ.	14:49.216	16		14:49.216	9.45
17	Boston College Women's Rowing	15:07.946	14		15:07.946	11.75
18	Univ. of Toronto Rowing Club	15:20.375	17		15:20.375	13.28
19	Washington College-Women's Crew	15:39.679	20		15:39.679	15.66
20	New York University	16:23.188	19		16:23.188	21.02

9.2

2004-12-01 10:46

Event: #47 Championship Eights Men

Status: Official

Place	Entry	Raw Time	Bow	Penalties/HC	Adjusted	%
1	✓ Cambridge University Boat Club	10:43.026	5		10:43.026	
2	✓ Dutch Rowing Federation	10:46.310	4		10:46.310	0.51
3	✓ Princeton University-Men	10:57.885	3		10:57.885	2.31
4	✓ Univ. of California, Berkeley	11:00.975	6		11:00.975	2.79
5	Oxford Brookes University	11:11.873	9		11:11.873	4.49
6	Princeton Training Center	11:12.709	1		11:12.709	4.62
7	Yale University	11:13.143	10		11:13.143	4.68
8	U.S. Naval Academy-Men	11:13.253	11		11:13.253	4.7
9	Northeastern University - Men	11:14.196	13		11:14.196	4.85
10	UTS Rowing Club	11:15.484	31		11:15.484	5.05
11	Hanover Rowing Club	11:17.578	24		11:17.578	5.37
12	Brown University Alumni	11:18.179	21		11:18.179	5.47
13	Old Glory Boat Club	11:20.174	16		11:20.174	5.78
14	Brown University - Men	11:20.455	8		11:20.455	5.82
15	Cornell University Men's Crew	11:20.516	12		11:20.516	5.83
16	Harvard University	11:23.136	2		11:23.136	6.24
17	Univ. of Victoria	11:23.918	22		11:23.918	6.36
18	Univ. of Wisconsin-Men	11:26.053	7		11:26.053	6.69
19	Univ. of Virginia Rowing Assoc	11:30.087	19		11:30.087	7.32
20	Charles River Rowing Assn.	11:30.598	20		11:30.598	7.4
21	Syracuse University-Men	11:34.105	17		11:34.105	7.94
22	Univ. of Minnesota-Men	11:36.138	35		11:36.138	8.26
23	Marist College - Men	11:40.216	30		11:40.216	8.89
24	Rutgers University-Men	11:43.456	23		11:43.456	9.4
25	George Washington University-Men	11:43.815	26		11:43.815	9.45
26	Georgetown University	11:44.427	28		11:44.427	9.55
27	Univ. of North Carolina - Men	11:44.466	34		11:44.466	9.55
28	Colgate University Men	11:45.970	29		11:45.970	9.79
29	Gentle Giant Rowing	11:47.095	33		11:47.095	9.96
30	Temple University - Men	11:50.175	25		11:50.175	10.44
31	Yale University Boat	11:51.326	32		11:51.326	10.62

6.43.026

7.31
 10:57.885
 = 657.885 sec
 x 1.05

 690.779
 Coll/Univ at #
 = 11:30.779

? 1074 off
 1*
 pr.

	Club					
32	Boston University-Men	11:23.010	15	+00:30 8I30(1)	11:53.010	10.88
33	Ohio State Univ. Crew Club	11:56.340	36		11:56.340	11.4
34	Columbia University	11:51.352	27	+00:10 10B(1)	12:01.352	12.18
35	Marietta College	12:01.613	18		12:01.613	12.22
36	Santa Clara University	12:15.665	37		12:15.665	14.41
37	Univ. of Michigan-Men	11:22.340	14	+01:00 8I60(1)	12:22.340	15.44

2004-12-01 10:46



Event: #48 Championship Eights Women

Status: Official

Place	Entry	Raw Time	Bow	Penalties/HC	Adjusted	%
1	ASR Nereus	12:06.663	4		12:06.663	
2	Princeton University- ✓ Women	12:08.312	6		12:08.312	0.23
3	✓ Yale University Women's Crew	12:14.516	5		12:14.516	1.08
4	✓ USRowing	12:17.609	2		12:17.609	1.51
5	✓ Univ. of Virginia	12:17.741	11		12:17.741	1.52
6	Princeton Training Center	12:18.201	3		12:18.201	1.59
7	Univ. of Michigan- Women	12:25.313	9		12:25.313	2.57
8	Radcliffe Crew A	12:27.289	8		12:27.289	2.84
9	Brown University - Women	12:33.052	7		12:33.052	3.63
10	Univ. of Tennessee - Women	12:34.957	12		12:34.957	3.89
11	London Training Center	12:36.537	1		12:36.537	4.11
12	Duke University-Women	12:44.383	13		12:44.383	5.19
13	Univ. Of Texas- Austin	12:45.167	14		12:45.167	5.3
14	Syracuse University Varsity Rowing	12:52.046	33		12:52.046	6.25
15	Boston University - Women	12:54.163	18		12:54.163	6.54
16	Stanford University- Women	12:54.167	10		12:54.167	6.54
17	Univ. of Pennsylvania - Women	12:54.314	22		12:54.314	6.56
18	Washington State University	12:55.849	37		12:55.849	6.77
19	Northeastern University A	12:56.026	21		12:56.026	6.79
20	Dartmouth Rowing Club	12:56.252	29		12:56.252	6.82
21	Univ. of Iowa-Women	12:59.002	15		12:59.002	7.2
22	Columbia/Barnard Rowing	13:01.834	23		13:01.834	7.59
23	Cornell University - Women	13:02.077	17		13:02.077	7.63
24	U.S. Naval Academy- Women	13:03.903	24		13:03.903	7.88
25	UMass Amherst-Women	13:07.918	16		13:07.918	8.43
26	Rutgers University- Women	13:08.464	25		13:08.464	8.5
27	Univ. of Central Florida	13:11.073	42		13:11.073	8.86
28	Smith College	13:11.450	40		13:11.450	8.92
29	Riverside Boat Club	12:43.620	38	+00:30 12I30(1)	13:13.620	9.21
30	Radcliffe Crew B	13:13.976	34		13:13.976	9.26

764.727
= 12:44.77
= 1:05.23
88 1st place

31	Clemson Universtiy - Women	13:18.746	20		13:18.746	9.92
32	Loyola Marymount University	13:19.219	35		13:19.219	9.98
33	Northeastern University B	13:20.160	41		13:20.160	10.11
34	George Washington University-Women	13:21.802	30		13:21.802	10.34
35	Boston College Women's Rowing	13:26.840	19		13:26.840	11.03
36	Georgetown University Rowing Assn.	13:28.085	26		13:28.085	11.2
37	Colby College - Women's Crew	13:33.059	28		13:33.059	11.89
38	Fordham University	13:38.259	27		13:38.259	12.61
39	Tech Women	13:44.047	31		13:44.047	13.4
40	Cambridge '99 Rowing Club	13:45.879	32		13:45.879	13.65
41	UMass Alumni	13:48.751	39		13:48.751	14.05
42	Marietta College	13:56.955	36		13:56.955	15.18

2004-12-01 10:47

